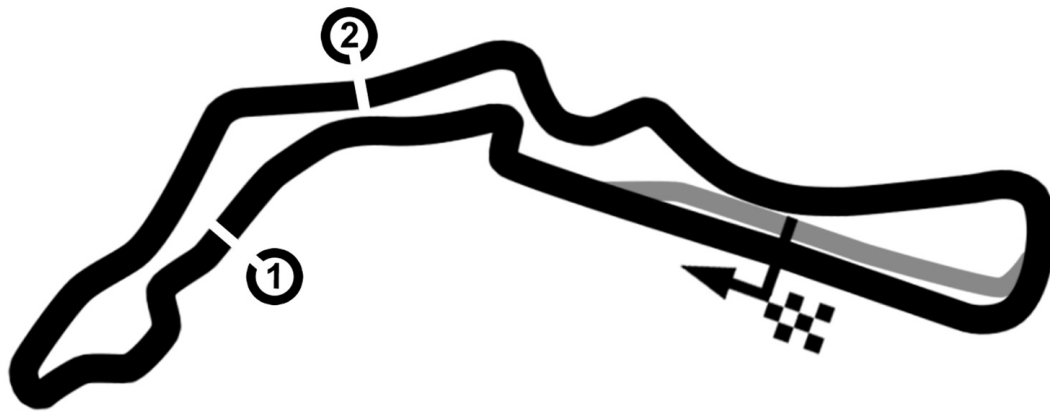




CZECH TRUCK PRIX 2024

race 1



Autodrom Most 4212 m

30. August - 01. September 2024

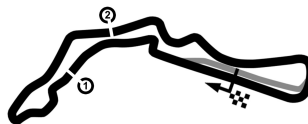


CZECH TRUCK PRIX 2024

Autodrom Most, length 4212 m

30. August - 01. September 2024

Nascar Whelen Euro Series 2



Result race 1

started : 20

classified : 18

not classified : 2

-Reg.No.: 003ZAO240822

| Pos | No. | Cl. | Entrant Name | License License | Team/Sponsor Make | Lap | Total kmh | GAP Diff. | fastest at kmh | at Lap |
|-------------------------------|-----|--------|--------------------------------|-----------------|--|-----|----------------------|-----------------------|---------------------|--------|
| 1 | 3 | | Patrick Schober / AUT | | RDV Competitiotn Ford Mustang | 17 | 34:08.858 125.814 | | 1:40.862 150.336 | 13 |
| 2 | 7 | | Martin Doubek / CZE | | Hendriks Motorsport Ford Mustang | 17 | 34:10.153 125.734 | 01.295 01.295 | 1:40.838 150.372 | 10 |
| 3 | 69 | Legend | Melvin De Groot / NLD | | Team Bleekemolen Toyota Camry | 17 | 34:12.998 125.560 | 04.140 02.845 | 1:41.151 149.907 | 12 |
| 4 | 34 | | Thomas Toffel / CHE | | Race Art Technology Chevrolet Camaro | 17 | 34:17.639 125.277 | 08.781 04.641 | 1:41.902 148.802 | 12 |
| 5 | 5 | Legend | Claudio Remigio Cappelli / ITA | | Academy / Alex Caffi Motorsport Ford Mustang | 17 | 34:18.323 125.235 | 09.465 00.684 | 1:41.584 149.268 | 12 |
| 6 | 50 | | Gil Linster / LUX | | Hendriks Motorsport Toyota Camry | 17 | 34:20.284 125.116 | 11.426 01.961 | 1:41.556 149.309 | 13 |
| 7 | 46 | | Thomas Krasonis / GRC | | Marko Stipp Motorsport Chevrolet Camaro | 17 | 34:28.360 124.627 | 19.502 08.076 | 1:41.778 148.983 | 12 |
| 8 | 8 | Rookie | Mario Ercoli / ITA | | Vict Motorsport Chevrolet Camaro | 17 | 34:38.682 124.009 | 29.824 10.322 | 1:42.133 148.465 | 9 |
| 9 | 47 | Rookie | Victor Neumann / FRA | | Marko Stipp Motorsport Chevrolet Camaro | 17 | 34:50.260 123.322 | 41.402 11.578 | 1:43.477 146.537 | 9 |
| 10 | 72 | Legend | Michael Bleekemolen / NLD | | Team Bleekemolen Toyota Camry | 17 | 34:51.075 123.274 | 42.217 00.815 | 1:43.968 145.845 | 11 |
| 11 | 48 | | Nick Strickler / USA | | Marko Stipp Motorsport Chevrolet Camaro | 17 | 35:02.740 122.590 | 53.882 11.665 | 1:43.705 146.215 | 11 |
| 12 | 66 | | Thomas Dombrowski / FRA | | Team Bleekemolen Chevrolet Camaro | 17 | 35:19.055 121.646 | 1:10.197 16.315 | 1:44.099 145.661 | 11 |
| 13 | 33 | Rookie | Florian Richard / FRA | | Speedhouse Ford Mustang | 17 | 35:23.644 121.383 | 1:14.786 04.589 | 1:45.245 144.075 | 9 |
| 14 | 14 | Legend | Arianna Casoli / ITA | | Speedhouse Ford Mustang | 17 | 35:27.155 121.183 | 1:18.297 03.511 | 1:45.405 143.857 | 17 |
| 15 | 99 | Rookie | Dominique Schaak / DEU | | Bremotion Chevrolet Camaro | 16 | 34:22.268 117.643 | 1 Runde 1 Runde | 1:44.721 144.796 | 10 |
| 16 | 90 | Rookie | Veeti Rajala / FIN | | Granducato Speed Chevrolet Camaro | 11 | 26:56.109 103.208 | 6 Runden 5 Runden | 1:43.359 146.704 | 8 |
| 17 | 21 | | Jack Davidson / GBR | | Lux Motorsport Chevrolet Camaro | 6 | 15:36.211 97.178 | 11 Runden 5 Runden | 1:43.218 146.905 | 6 |
| 18 | 77 | Rookie | Julien Rehberg / DEU | | Bremotion Chevrolet Camaro | 1 | 2:57.439 85.456 | 16 Runden 5 Runden | 00.000 0.000 | |
| DNC DID NOT CLASSIFY | | | | | | | | | | |
| 11 | 11 | Rookie | Reza Sardeha / NLD | | Team Bleekemolen Ford Mustang | 0 | 00.000 0.000 | 17 Runden | 00.000 0.000 | |
| 54 | 54 | Lady | Luli Del Castello / ITA | | CAAL Racing Chevrolet Camaro | 0 | 00.000 0.000 | 17 Runden | 00.000 0.000 | |
| DNS DID NOT START | | | | | | | | | | |
| 27 | 27 | Rookie | Simone Giussani / ITA | | Double V Racing Ford Mustang | 0 | 00.000 0.000 | 17 Runden | 00.000 0.000 | |

fastest lap: 7 Doubek Martin 1:40.838 =150.372 km/h

CAR #33 - 10 SEC. TIME PENALTY - FALSE START AT RESTART

Issued:

Clerk of the Course:

Timekeeper:

subject to final scrutineering



Timekeeping and Dataservice: wige SOLUTIONS GmbH & Co. KG, Meckenheim (GER)

Chief timekeeping: Stefan Schlerkmann, Roetgen (GER), stefan.schlerkmann@wige.de

Page 1

printed : 31.8.2024 - 17:56

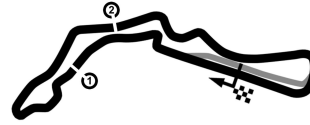
CZECH TRUCK PRIX 2024

Autodrom Most, length 4212 m

30. August - 01. September 2024

Nascar Whelen Euro Series 2

Result race 1, 31.08.2024



-Reg.No.: 003ZAO240822

| Pos | No. | Cl. | Entrant Driver, Place | Team Make | Lap | Time total | Interval GAP | Avg. Total | fastest Avg. | at Lap |
|-----|-----|-----|--------------------------|--------------|-----|------------|-----------------|---------------|-----------------|-----------|
|-----|-----|-----|--------------------------|--------------|-----|------------|-----------------|---------------|-----------------|-----------|

Lady

Started: 2 **Classified: 1** **Not Classified: 1**

| | | | | | | | | | | |
|-------------------------------|----|------|-------------------------|---------------------------------|----|-----------|--------|---------|---------------------|----|
| 1 | 14 | Lady | Arianna Casoli / ITA | Speedhouse Ford Mustang | 17 | 35:27.155 | | 121.183 | 1:45.405 143.857 | 17 |
| DNC DID NOT CLASSIFY | | | | | | | | | | |
| | 54 | Lady | Luli Del Castello / ITA | CAAL Racing Chevrolet Camaro | 0 | 00.000 | 17 Rd. | 0.000 | 00.000 0.000 | |



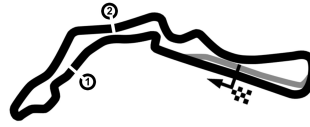
CZECH TRUCK PRIX 2024

Autodrom Most, length 4212 m

30. August - 01. September 2024

Nascar Whelen Euro Series 2

Result race 1, 31.08.2024



-Reg.No.: 003ZAO240822

| Pos | No. | Cl. | Entrant Driver, Place | Team Make | Lap | Time total | Interval GAP | Avg. Total | fastest Avg. | at Lap |
|-----|-----|-----|--------------------------|--------------|-----|------------|-----------------|---------------|-----------------|-----------|
|-----|-----|-----|--------------------------|--------------|-----|------------|-----------------|---------------|-----------------|-----------|

Legend

Started: 4 Classified: 4 Not Classified: 0

| | | | | | | | | | | |
|---|----|-------|---------------------------------------|---------------------------------|----|-----------|-----------|---------|----------|----|
| 1 | 69 | Legen | | Team Bleekemolen | 17 | 34:12.998 | | 125.560 | 1:41.151 | 12 |
| | | | Melvin De Groot / NLD | Toyota Camry | | | | | 149.907 | |
| 2 | 5 | Legen | | Academy / Alex Caffi Motorsport | 17 | 34:18.323 | +05.325 | 125.235 | 1:41.584 | 12 |
| | | | Claudio Remigio Cappelli / ITA | Ford Mustang | | | +05.325 | | 149.268 | |
| 3 | 72 | Legen | | Team Bleekemolen | 17 | 34:51.075 | +38.077 | 123.274 | 1:43.968 | 11 |
| | | | Michael Bleekemolen / NLD | Toyota Camry | | | +32.752 | | 145.845 | |
| 4 | 14 | Legen | | Speedhouse | 17 | 35:27.155 | +1:14.157 | 121.183 | 1:45.405 | 17 |
| | | | Arianna Casoli / ITA | Ford Mustang | | | +36.080 | | 143.857 | |



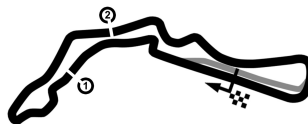
CZECH TRUCK PRIX 2024

Autodrom Most, length 4212 m

30. August - 01. September 2024

Nascar Whelen Euro Series 2

Result race 1, 31.08.2024



-Reg.No.: 003ZAO240822

| Pos | No. | Cl. | Entrant Driver, Place | Team Make | Lap | Time total | Interval GAP | Avg. Total | fastest Avg. | at Lap |
|-----|-----|-----|--------------------------|--------------|-----|------------|-----------------|---------------|-----------------|-----------|
|-----|-----|-----|--------------------------|--------------|-----|------------|-----------------|---------------|-----------------|-----------|

Rookie

Started: 7 Classified: 6 Not Classified: 1

| | | | | | | | | | | |
|-------------------------------|----|--------|------------------------|--|----|-----------|---------|---------|----------|----|
| 1 | 8 | Rookie | Mario Ercoli / ITA | Vict Motorsport Chevrolet Camaro | 17 | 34:38.682 | | 124.009 | 1:42.133 | 9 |
| 2 | 47 | Rookie | Victor Neumann / FRA | Marko Stipp Motorsport Chevrolet Camaro | 17 | 34:50.260 | +11.578 | 123.322 | 1:43.477 | 9 |
| 3 | 33 | Rookie | Florian Richard / FRA | Speedhouse Ford Mustang | 17 | 35:23.644 | +44.962 | 121.383 | 1:45.245 | 9 |
| 4 | 99 | Rookie | Dominique Schaak / DEU | Bremotion Chevrolet Camaro | 16 | 34:22.268 | +33.384 | 117.643 | 1:44.721 | 10 |
| 5 | 90 | Rookie | Veeti Rajala / FIN | Granducato Speed Chevrolet Camaro | 11 | 26:56.109 | | 103.208 | 1:43.359 | 8 |
| 6 | 77 | Rookie | Julien Rehberg / DEU | Bremotion Chevrolet Camaro | 1 | 2:57.439 | | 85.456 | 00.000 | |
| DNC DID NOT CLASSIFY | | | | | | | | | | |
| 11 | | Rookie | Reza Sardeha / NLD | Team Bleekemolen Ford Mustang | 0 | 00.000 | | 0.000 | 00.000 | |
| DNS DID NOT START | | | | | | | | | | |
| 27 | | Rookie | Simone Giussani / ITA | Double V Racing Ford Mustang | 0 | 00.000 | | 0.000 | 00.000 | |

fastest lap: 7 Doubek Martin 1:40.838 =150.372 km/h

CAR #33 - 10 SEC. TIME PENALTY - FALSE START AT RESTART

Issued: Clerk of the Course: Timekeeper:

subject to final scrutineering



Timekeeping and Dataservice: wige SOLUTIONS GmbH & Co. KG, Meckenheim (GER)
Chief timekeeping: Stefan Schlerkmann, Roetgen (GER), stefan.schlerkmann@wige.de


Page 3
printed : 31.8.2024 - 17:57

CZECH TRUCK PRIX 2024

Autodrom Most, length 4212 m

30. August - 01. September 2024

Nascar Whelen Euro Series 2



Lap by Lap race 1, 31.08.2024

-Reg.No.: 003ZAO240822

| 3 Patrick Schober , Ford Mustang / AUT | | | | | | | | | | | | | | | |
|--|----------|----|----------|----|----------|----|----------|----|-----------------|----|----------|----|----------|----|----------|
| 1 | 2:39.882 | 2 | 2:59.138 | 3 | 3:02.943 | 4 | 3:23.006 | 5 | 1:44.545 | 6 | 1:42.457 | 7 | 1:41.982 | 8 | 1:42.239 |
| 9 | 1:41.845 | 10 | 1:41.202 | 11 | 1:41.113 | 12 | 1:41.113 | 13 | 1:40.862 | 14 | 1:41.492 | 15 | 1:41.444 | 16 | 1:41.630 |
| 17 | 1:41.965 | | | | | | | | | | | | | | |

| 5 Claudio Remigio Cappelli , Ford Mustang Legend / ITA | | | | | | | | | | | | | | | |
|--|----------|----|----------|----|----------|----|-----------------|----|----------|----|----------|----|----------|----|----------|
| 1 | 2:42.928 | 2 | 2:58.337 | 3 | 3:02.476 | 4 | 3:21.913 | 5 | 1:45.912 | 6 | 1:42.402 | 7 | 1:42.504 | 8 | 1:41.927 |
| 9 | 1:42.064 | 10 | 1:41.912 | 11 | 1:42.465 | 12 | 1:41.584 | 13 | 1:41.887 | 14 | 1:42.302 | 15 | 1:42.831 | 16 | 1:42.588 |
| 17 | 1:42.291 | | | | | | | | | | | | | | |

| 7 Martin Doubek , Ford Mustang / CZE | | | | | | | | | | | | | | | |
|--------------------------------------|----------|----|-----------------|----|----------|----|----------|----|----------|----|----------|----|----------|----|----------|
| 1 | 2:41.933 | 2 | 2:58.408 | 3 | 3:02.870 | 4 | 3:22.198 | 5 | 1:44.785 | 6 | 1:42.555 | 7 | 1:41.817 | 8 | 1:42.095 |
| 9 | 1:42.403 | 10 | 1:40.838 | 11 | 1:41.315 | 12 | 1:41.121 | 13 | 1:41.101 | 14 | 1:41.916 | 15 | 1:41.631 | 16 | 1:41.646 |
| 17 | 1:41.521 | | | | | | | | | | | | | | |

| 8 Mario Ercoli , Chevrolet Camaro Rookie / ITA | | | | | | | | | | | | | | | |
|--|-----------------|----|----------|----|----------|----|----------|----|----------|----|----------|----|----------|----|----------|
| 1 | 2:49.422 | 2 | 2:57.814 | 3 | 3:02.342 | 4 | 3:17.951 | 5 | 1:48.039 | 6 | 1:44.395 | 7 | 1:43.330 | 8 | 1:42.775 |
| 9 | 1:42.133 | 10 | 1:42.635 | 11 | 1:42.996 | 12 | 1:43.251 | 13 | 1:43.949 | 14 | 1:44.234 | 15 | 1:44.829 | 16 | 1:44.212 |
| 17 | 1:44.375 | | | | | | | | | | | | | | |

| 14 Arianna Casoli , Ford Mustang Legend / ITA | | | | | | | | | | | | | | | |
|---|-----------------|----|----------|----|----------|----|----------|----|----------|----|----------|----|----------|----|----------|
| 1 | 2:53.138 | 2 | 2:56.448 | 3 | 3:02.386 | 4 | 3:16.187 | 5 | 1:53.223 | 6 | 1:47.874 | 7 | 1:49.028 | 8 | 1:48.374 |
| 9 | 1:49.274 | 10 | 1:47.340 | 11 | 1:47.486 | 12 | 1:46.982 | 13 | 1:45.665 | 14 | 1:46.358 | 15 | 1:46.257 | 16 | 1:45.730 |
| 17 | 1:45.405 | | | | | | | | | | | | | | |

| 21 Jack Davidson , Chevrolet Camaro / GBR | | | | | | | | | | | | | | | |
|---|----------|---|----------|---|----------|---|----------|---|----------|---|-----------------|--|--|--|--|
| 1 | 2:44.497 | 2 | 2:58.640 | 3 | 3:02.497 | 4 | 3:20.395 | 5 | 1:46.964 | 6 | 1:43.218 | | | | |

| 33 Florian Richard , Ford Mustang Rookie / FRA | | | | | | | | | | | | | | | |
|--|-----------------|----|----------|----|----------|----|----------|----|----------|----|----------|----|----------|----|----------|
| pit | 2:52.587 | 2 | 3:16.078 | 3 | 2:48.358 | 4 | 3:11.927 | 5 | 1:49.660 | 6 | 1:47.104 | 7 | 1:46.535 | 8 | 1:46.710 |
| 9 | 1:45.245 | 10 | 1:45.322 | 11 | 1:46.077 | 12 | 1:46.170 | 13 | 1:46.795 | 14 | 1:46.250 | 15 | 1:45.912 | 16 | 1:46.018 |
| 17 | 1:46.896 | | | | | | | | | | | | | | |

| 34 Thomas Toffel , Chevrolet Camaro / CHE | | | | | | | | | | | | | | | |
|---|----------|----|----------|----|----------|----|-----------------|----|----------|----|----------|----|----------|----|----------|
| 1 | 2:43.733 | 2 | 2:58.581 | 3 | 3:02.791 | 4 | 3:20.736 | 5 | 1:45.479 | 6 | 1:42.024 | 7 | 1:42.060 | 8 | 1:42.221 |
| 9 | 1:42.153 | 10 | 1:41.962 | 11 | 1:42.082 | 12 | 1:41.902 | 13 | 1:42.151 | 14 | 1:42.422 | 15 | 1:42.777 | 16 | 1:42.368 |
| 17 | 1:42.197 | | | | | | | | | | | | | | |

| 46 Thomas Krasonis , Chevrolet Camaro / GRC | | | | | | | | | | | | | | | |
|---|----------|----|----------|----|----------|----|-----------------|----|----------|----|----------|----|----------|----|----------|
| 1 | 2:46.635 | 2 | 2:59.047 | 3 | 3:01.946 | 4 | 3:18.960 | 5 | 1:46.273 | 6 | 1:43.639 | 7 | 1:44.002 | 8 | 1:43.211 |
| 9 | 1:42.153 | 10 | 1:42.395 | 11 | 1:42.031 | 12 | 1:41.778 | 13 | 1:41.991 | 14 | 1:42.401 | 15 | 1:42.955 | 16 | 1:43.126 |
| 17 | 1:45.817 | | | | | | | | | | | | | | |

| 47 Victor Neumann , Chevrolet Camaro Rookie / FRA | | | | | | | | | | | | | | | |
|---|-----------------|----|----------|----|----------|----|----------|----|----------|----|----------|----|----------|----|----------|
| 1 | 2:47.979 | 2 | 2:58.085 | 3 | 3:02.736 | 4 | 3:18.275 | 5 | 1:48.033 | 6 | 1:45.224 | 7 | 1:44.192 | 8 | 1:44.185 |
| 9 | 1:43.477 | 10 | 1:44.611 | 11 | 1:45.008 | 12 | 1:44.095 | 13 | 1:44.806 | 14 | 1:44.937 | 15 | 1:44.481 | 16 | 1:44.823 |
| 17 | 1:45.313 | | | | | | | | | | | | | | |

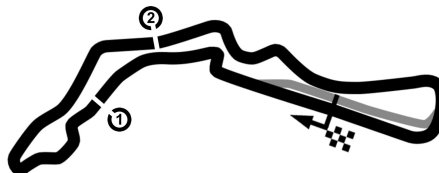
| 48 Nick Strickler , Chevrolet Camaro / USA | | | | | | | | | | | | | | | |
|--|----------|----|----------|----|-----------------|----|----------|----|----------|----|----------|----|----------|----|----------|
| 1 | 2:54.120 | 2 | 2:56.223 | 3 | 3:02.808 | 4 | 3:15.346 | 5 | 1:52.135 | 6 | 1:45.315 | 7 | 1:46.752 | 8 | 1:45.555 |
| 9 | 1:43.969 | 10 | 1:44.379 | 11 | 1:43.705 | 12 | 1:44.511 | 13 | 1:45.668 | 14 | 1:45.480 | 15 | 1:45.090 | 16 | 1:45.386 |

CZECH TRUCK PRIX 2024

Autodrom Most, length 4212 m

30. August - 01. September 2024

Nascar Whelen Euro Series 2



Lap by Lap race 1, 31.08.2024

-Reg.No.: 003ZAO240822

| | | | | | | | | | | | | | | | | | | | |
|----|----------|--|--|--|--|--|--|--|--|--|--|--|--|--|--|--|--|--|--|
| 17 | 1:46.298 | | | | | | | | | | | | | | | | | | |
|----|----------|--|--|--|--|--|--|--|--|--|--|--|--|--|--|--|--|--|--|

50 Gil Linster , Toyota Camry / LUX

| | | | | | | | | | | | | | | | |
|----|----------|----|----------|----|----------|----|----------|----|-----------------|----|----------|----|----------|----|----------|
| 1 | 2:45.919 | 2 | 2:58.562 | 3 | 3:01.888 | 4 | 3:19.964 | 5 | 1:45.160 | 6 | 1:42.019 | 7 | 1:42.094 | 8 | 1:43.700 |
| 9 | 1:41.633 | 10 | 1:42.345 | 11 | 1:41.913 | 12 | 1:41.813 | 13 | 1:41.556 | 14 | 1:42.435 | 15 | 1:44.551 | 16 | 1:41.922 |
| 17 | 1:42.810 | | | | | | | | | | | | | | |

66 Thomas Dombrowski , Chevrolet Camaro / FRA

| | | | | | | | | | | | | | | | |
|----|----------|----|----------|-----|-----------------|----|----------|----|----------|----|----------|-----|----------|----|----------|
| 1 | 3:01.080 | 2 | 2:51.262 | pit | 3:04.978 | 4 | 3:11.439 | 5 | 1:48.099 | 6 | 1:45.599 | pit | 1:55.793 | 8 | 1:58.342 |
| 9 | 1:44.711 | 10 | 1:44.433 | 11 | 1:44.099 | 12 | 1:44.371 | 13 | 1:44.554 | 14 | 1:45.211 | 15 | 1:44.420 | 16 | 1:45.482 |
| 17 | 1:45.182 | | | | | | | | | | | | | | |

69 Melvin De Groot , Toyota Camry Legend / NLD

| | | | | | | | | | | | | | | | |
|----|----------|----|----------|----|----------|----|-----------------|----|----------|----|----------|----|----------|----|----------|
| 1 | 2:40.396 | 2 | 2:59.337 | 3 | 3:02.886 | 4 | 3:22.536 | 5 | 1:44.612 | 6 | 1:42.692 | 7 | 1:41.742 | 8 | 1:42.217 |
| 9 | 1:43.095 | 10 | 1:41.466 | 11 | 1:41.292 | 12 | 1:41.151 | 13 | 1:41.582 | 14 | 1:42.147 | 15 | 1:41.735 | 16 | 1:42.012 |
| 17 | 1:42.100 | | | | | | | | | | | | | | |

72 Michael Bleekemolen , Toyota Camry Legend / NLD

| | | | | | | | | | | | | | | | |
|----|----------|----|----------|----|-----------------|----|----------|----|----------|----|----------|----|----------|----|----------|
| 1 | 2:50.893 | 2 | 2:57.940 | 3 | 3:02.209 | 4 | 3:16.817 | 5 | 1:49.322 | 6 | 1:45.542 | 7 | 1:44.257 | 8 | 1:43.994 |
| 9 | 1:44.952 | 10 | 1:44.591 | 11 | 1:43.968 | 12 | 1:44.442 | 13 | 1:44.566 | 14 | 1:44.251 | 15 | 1:44.662 | 16 | 1:44.145 |
| 17 | 1:44.524 | | | | | | | | | | | | | | |

77 Julien Rehberg , Chevrolet Camaro Rookie / DEU

| | | | | | | | | | | | | | | | | | | | |
|-----|----------|--|--|--|--|--|--|--|--|--|--|--|--|--|--|--|--|--|--|
| pit | 2:57.439 | | | | | | | | | | | | | | | | | | |
|-----|----------|--|--|--|--|--|--|--|--|--|--|--|--|--|--|--|--|--|--|

90 Veeti Rajala , Chevrolet Camaro Rookie / FIN

| | | | | | | | | | | | | | | | |
|---|----------|----|----------|-----|----------|---|----------|---|----------|---|----------|---|----------|---|-----------------|
| 1 | 7:20.416 | 2 | 1:52.826 | 3 | 2:56.121 | 4 | 1:53.981 | 5 | 1:52.022 | 6 | 1:45.681 | 7 | 1:45.554 | 8 | 1:43.359 |
| 9 | 1:44.304 | 10 | 1:43.660 | pit | 2:18.185 | | | | | | | | | | |

99 Dominique Schaak , Chevrolet Camaro Rookie / DEU

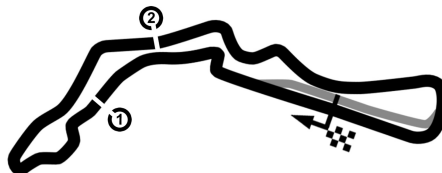
| | | | | | | | | | | | | | | | |
|---|----------|----|-----------------|----|----------|----|----------|----|----------|----|----------|----|----------|----|----------|
| 1 | 2:58.645 | 2 | 2:52.832 | 3 | 3:03.214 | 4 | 3:14.150 | 5 | 1:51.308 | 6 | 1:45.148 | 7 | 1:45.065 | 8 | 1:44.814 |
| 9 | 1:44.804 | 10 | 1:44.721 | 11 | 1:44.835 | 12 | 1:45.776 | 13 | 2:39.253 | 14 | 1:46.634 | 15 | 1:50.769 | 16 | 1:50.300 |

CZECH TRUCK PRIX 2024

Autodrom Most, length 4212 m

30. August - 01. September 2024

Nascar Whelen Euro Series 2



Lap Analysis race 1, 31.08.2024

-Reg.No.: 003ZAO240822

3 Patrick Schober (AUT) (Ford Mustang)

Theoretische Bestzeit: 1:40.862

| Lap | D | Time | S1 | S2 | S3 | Lap | D | Time | S1 | S2 | S3 |
|-----|---|----------|--------|----------|----------|-----|---|-----------------|---------------|---------------|---------------|
| 1 | 1 | 2:39.882 | 29.607 | 34.335 | 1:35.940 | 10 | 1 | 1:41.202 | 25.740 | 34.351 | 41.111 |
| 2 | 1 | 2:59.138 | 46.938 | 1:00.512 | 1:11.688 | 11 | 1 | 1:41.113 | 25.815 | 34.122 | 41.176 |
| 3 | 1 | 3:02.943 | 43.268 | 1:04.999 | 1:14.676 | 12 | 1 | 1:41.113 | 25.896 | 34.127 | 41.090 |
| 4 | 1 | 3:23.006 | 48.322 | 1:00.573 | 1:34.111 | 13 | 1 | 1:40.862 | 25.705 | 34.081 | 41.076 |
| 5 | 1 | 1:44.545 | 28.403 | 34.518 | 41.624 | 14 | 1 | 1:41.492 | 25.779 | 34.577 | 41.136 |
| 6 | 1 | 1:42.457 | 26.399 | 34.424 | 41.634 | 15 | 1 | 1:41.444 | 25.790 | 34.460 | 41.194 |
| 7 | 1 | 1:41.982 | 25.955 | 34.393 | 41.634 | 16 | 1 | 1:41.630 | 25.979 | 34.301 | 41.350 |
| 8 | 1 | 1:42.239 | 26.121 | 34.340 | 41.778 | 17 | 1 | 1:41.965 | 26.396 | 34.366 | 41.203 |
| 9 | 1 | 1:41.845 | 26.293 | 34.242 | 41.310 | | | | | | |

5 Claudio Remigio Cappelli (ITA) (Ford Mustang)

Theoretische Bestzeit: 1:41.334

| Lap | D | Time | S1 | S2 | S3 | Lap | D | Time | S1 | S2 | S3 |
|-----|---|----------|--------|----------|----------|-----|---|-----------------|---------------|---------------|---------------|
| 1 | 1 | 2:42.928 | 30.381 | 34.752 | 1:37.795 | 10 | 1 | 1:41.912 | 26.243 | 34.161 | 41.508 |
| 2 | 1 | 2:58.337 | 45.819 | 1:00.908 | 1:11.610 | 11 | 1 | 1:42.465 | 26.675 | 34.378 | 41.412 |
| 3 | 1 | 3:02.476 | 43.227 | 1:04.627 | 1:14.622 | 12 | 1 | 1:41.584 | 25.969 | 34.224 | 41.391 |
| 4 | 1 | 3:21.913 | 49.175 | 59.743 | 1:32.995 | 13 | 1 | 1:41.887 | 25.868 | 34.388 | 41.631 |
| 5 | 1 | 1:45.912 | 28.927 | 34.648 | 42.337 | 14 | 1 | 1:42.302 | 25.782 | 34.533 | 41.987 |
| 6 | 1 | 1:42.402 | 26.563 | 34.397 | 41.442 | 15 | 1 | 1:42.831 | 26.016 | 34.927 | 41.888 |
| 7 | 1 | 1:42.504 | 26.173 | 34.603 | 41.728 | 16 | 1 | 1:42.588 | 26.225 | 34.563 | 41.800 |
| 8 | 1 | 1:41.927 | 26.003 | 34.466 | 41.458 | 17 | 1 | 1:42.291 | 26.008 | 34.610 | 41.673 |
| 9 | 1 | 1:42.064 | 25.945 | 34.363 | 41.756 | | | | | | |

7 Martin Doubek (CZE) (Ford Mustang)

Theoretische Bestzeit: 1:40.617

| Lap | D | Time | S1 | S2 | S3 | Lap | D | Time | S1 | S2 | S3 |
|-----|---|----------|--------|----------|----------|-----|---|-----------------|---------------|---------------|---------------|
| 1 | 1 | 2:41.933 | 30.105 | 34.754 | 1:37.074 | 10 | 1 | 1:40.838 | 25.913 | 33.905 | 41.020 |
| 2 | 1 | 2:58.408 | 46.256 | 1:00.535 | 1:11.617 | 11 | 1 | 1:41.315 | 25.898 | 33.915 | 41.502 |
| 3 | 1 | 3:02.870 | 43.250 | 1:05.073 | 1:14.547 | 12 | 1 | 1:41.121 | 26.076 | 33.860 | 41.185 |
| 4 | 1 | 3:22.198 | 48.555 | 1:00.102 | 1:33.541 | 13 | 1 | 1:41.101 | 25.737 | 34.011 | 41.353 |
| 5 | 1 | 1:44.785 | 28.552 | 34.493 | 41.740 | 14 | 1 | 1:41.916 | 26.060 | 34.311 | 41.545 |
| 6 | 1 | 1:42.555 | 26.455 | 34.321 | 41.779 | 15 | 1 | 1:41.631 | 26.053 | 34.196 | 41.382 |
| 7 | 1 | 1:41.817 | 26.328 | 33.964 | 41.525 | 16 | 1 | 1:41.646 | 26.156 | 34.161 | 41.329 |
| 8 | 1 | 1:42.095 | 26.330 | 34.560 | 41.205 | 17 | 1 | 1:41.521 | 26.094 | 34.186 | 41.241 |
| 9 | 1 | 1:42.403 | 26.602 | 34.118 | 41.683 | | | | | | |

8 Mario Ercoli (ITA) (Chevrolet Camaro)

Theoretische Bestzeit: 1:42.129


| Lap | D | Time | S1 | S2 | S3 | Lap | D | Time | S1 | S2 | S3 |
|-----|---|-----------------|---------------|---------------|----------|-----|---|----------|--------|--------|---------------|
| 1 | 1 | 2:49.422 | 32.269 | 38.973 | 1:38.180 | 10 | 1 | 1:42.635 | 26.301 | 34.786 | 41.548 |
| 2 | 1 | 2:57.814 | 45.540 | 1:01.916 | 1:10.358 | 11 | 1 | 1:42.996 | 26.236 | 35.037 | 41.723 |
| 3 | 1 | 3:02.342 | 43.749 | 1:05.696 | 1:12.897 | 12 | 1 | 1:43.251 | 26.413 | 34.911 | 41.927 |
| 4 | 1 | 3:17.951 | 49.467 | 59.257 | 1:29.227 | 13 | 1 | 1:43.949 | 26.434 | 35.318 | 42.197 |
| 5 | 1 | 1:48.039 | 29.139 | 35.729 | 43.171 | 14 | 1 | 1:44.234 | 26.474 | 35.249 | 42.511 |
| 6 | 1 | 1:44.395 | 26.876 | 35.075 | 42.444 | 15 | 1 | 1:44.829 | 26.626 | 35.496 | 42.707 |
| 7 | 1 | 1:43.330 | 26.714 | 34.813 | 41.803 | 16 | 1 | 1:44.212 | 26.536 | 35.365 | 42.311 |
| 8 | 1 | 1:42.775 | 26.232 | 34.716 | 41.827 | 17 | 1 | 1:44.375 | 26.547 | 35.385 | 42.443 |
| 9 | 1 | 1:42.133 | 26.194 | 34.387 | 41.552 | | | | | | |

CZECH TRUCK PRIX 2024

Autodrom Most, length 4212 m

30. August - 01. September 2024

Nascar Whelen Euro Series 2



Lap Analysis race 1, 31.08.2024

-Reg.No.: 003ZAO240822

| 14 Arianna Casoli (ITA) (Ford Mustang) | | | | | | Theoretische Bestzeit: 1:45.405 | | | | | |
|--|---|----------|--------|----------|----------|---------------------------------|---|-----------------|---------------|---------------|---------------|
| Lap | D | Time | S1 | S2 | S3 | Lap | D | Time | S1 | S2 | S3 |
| 1 | 1 | 2:53.138 | 35.838 | 42.475 | 1:34.825 | 10 | 1 | 1:47.340 | 27.017 | 36.715 | 43.608 |
| 2 | 1 | 2:56.448 | 43.409 | 1:02.675 | 1:10.364 | 11 | 1 | 1:47.486 | 27.052 | 36.519 | 43.915 |
| 3 | 1 | 3:02.386 | 43.829 | 1:05.941 | 1:12.616 | 12 | 1 | 1:46.982 | 27.097 | 36.464 | 43.421 |
| 4 | 1 | 3:16.187 | 50.048 | 57.971 | 1:28.168 | 13 | 1 | 1:45.665 | 26.831 | 35.940 | 42.894 |
| 5 | 1 | 1:53.223 | 30.248 | 37.715 | 45.260 | 14 | 1 | 1:46.358 | 26.762 | 35.821 | 43.775 |
| 6 | 1 | 1:47.874 | 27.381 | 36.605 | 43.888 | 15 | 1 | 1:46.257 | 26.862 | 36.325 | 43.070 |
| 7 | 1 | 1:49.028 | 27.516 | 37.177 | 44.335 | 16 | 1 | 1:45.730 | 26.909 | 35.804 | 43.017 |
| 8 | 1 | 1:48.374 | 27.184 | 36.692 | 44.498 | 17 | 1 | 1:45.405 | 26.734 | 35.787 | 42.884 |
| 9 | 1 | 1:49.274 | 27.999 | 37.035 | 44.240 | | | | | | |

| 21 Jack Davidson (GBR) (Chevrolet Camaro) | | | | | | Theoretische Bestzeit: 1:43.218 | | | | | |
|---|---|----------|--------|----------|----------|---------------------------------|---|-----------------|---------------|---------------|---------------|
| Lap | D | Time | S1 | S2 | S3 | Lap | D | Time | S1 | S2 | S3 |
| 1 | 1 | 2:44.497 | 31.483 | 34.997 | 1:38.017 | 4 | 1 | 3:20.395 | 49.060 | 59.335 | 1:32.000 |
| 2 | 1 | 2:58.640 | 45.452 | 1:01.302 | 1:11.886 | 5 | 1 | 1:46.964 | 29.556 | 35.211 | 42.197 |
| 3 | 1 | 3:02.497 | 43.093 | 1:04.840 | 1:14.564 | 6 | 1 | 1:43.218 | 26.833 | 34.286 | 42.099 |

| 33 Florian Richard (FRA) (Ford Mustang) | | | | | | Theoretische Bestzeit: 1:44.816 | | | | | |
|---|---|-----------------|----------|----------|---------------|---------------------------------|---|----------|---------------|---------------|--------|
| Lap | D | Time | S1 | S2 | S3 | Lap | D | Time | S1 | S2 | S3 |
| 1 | 1 | 2:52.587 | 34.032 | 41.212 | | 10 | 1 | 1:45.322 | 26.922 | 35.225 | 43.175 |
| 2 | 1 | 3:16.078 | 1:44.528 | 42.711 | 48.839 | 11 | 1 | 1:46.077 | 26.926 | 35.864 | 43.287 |
| 3 | 1 | 2:48.358 | 32.081 | 1:02.984 | 1:13.293 | 12 | 1 | 1:46.170 | 26.958 | 35.717 | 43.495 |
| 4 | 1 | 3:11.927 | 48.915 | 57.155 | 1:25.857 | 13 | 1 | 1:46.795 | 26.957 | 36.309 | 43.529 |
| 5 | 1 | 1:49.660 | 29.060 | 36.794 | 43.806 | 14 | 1 | 1:46.250 | 27.084 | 35.822 | 43.344 |
| 6 | 1 | 1:47.104 | 27.309 | 35.744 | 44.051 | 15 | 1 | 1:45.912 | 26.920 | 35.775 | 43.217 |
| 7 | 1 | 1:46.535 | 26.681 | 35.915 | 43.939 | 16 | 1 | 1:46.018 | 26.651 | 35.848 | 43.519 |
| 8 | 1 | 1:46.710 | 27.061 | 35.747 | 43.902 | 17 | 1 | 1:46.896 | 26.897 | 36.222 | 43.777 |
| 9 | 1 | 1:45.245 | 26.715 | 35.590 | 42.940 | | | | | | |

| 34 Thomas Toffel (CHE) (Chevrolet Camaro) | | | | | | Theoretische Bestzeit: 1:41.576 | | | | | |
|---|---|----------|--------|----------|----------|---------------------------------|---|-----------------|---------------|---------------|---------------|
| Lap | D | Time | S1 | S2 | S3 | Lap | D | Time | S1 | S2 | S3 |
| 1 | 1 | 2:43.733 | 30.828 | 35.027 | 1:37.878 | 10 | 1 | 1:41.962 | 26.328 | 34.177 | 41.457 |
| 2 | 1 | 2:58.581 | 45.777 | 1:01.142 | 1:11.662 | 11 | 1 | 1:42.082 | 26.408 | 34.244 | 41.430 |
| 3 | 1 | 3:02.791 | 43.248 | 1:05.004 | 1:14.539 | 12 | 1 | 1:41.902 | 25.969 | 34.251 | 41.682 |
| 4 | 1 | 3:20.736 | 49.042 | 59.488 | 1:32.206 | 13 | 1 | 1:42.151 | 26.002 | 34.371 | 41.778 |
| 5 | 1 | 1:45.479 | 28.847 | 34.827 | 41.805 | 14 | 1 | 1:42.422 | 26.011 | 34.623 | 41.788 |
| 6 | 1 | 1:42.024 | 26.034 | 34.293 | 41.697 | 15 | 1 | 1:42.777 | 26.121 | 34.869 | 41.787 |
| 7 | 1 | 1:42.060 | 26.254 | 34.255 | 41.551 | 16 | 1 | 1:42.368 | 26.078 | 34.587 | 41.703 |
| 8 | 1 | 1:42.221 | 26.089 | 34.284 | 41.848 | 17 | 1 | 1:42.197 | 26.073 | 34.365 | 41.759 |
| 9 | 1 | 1:42.153 | 26.073 | 34.495 | 41.585 | | | | | | |


| 46 Thomas Krasonis (GRC) (Chevrolet Camaro) | | | | | | Theoretische Bestzeit: 1:41.677 | | | | | |
|---|---|----------|--------|----------|----------|---------------------------------|---|-----------------|---------------|---------------|---------------|
| Lap | D | Time | S1 | S2 | S3 | Lap | D | Time | S1 | S2 | S3 |
| 1 | 1 | 2:46.635 | 31.744 | 36.553 | 1:38.338 | 10 | 1 | 1:42.395 | 26.004 | 34.607 | 41.784 |
| 2 | 1 | 2:59.047 | 46.078 | 1:01.538 | 1:11.431 | 11 | 1 | 1:42.031 | 26.036 | 34.515 | 41.480 |
| 3 | 1 | 3:01.946 | 42.943 | 1:05.154 | 1:13.849 | 12 | 1 | 1:41.778 | 26.073 | 34.246 | 41.459 |
| 4 | 1 | 3:18.960 | 48.696 | 59.536 | 1:30.728 | 13 | 1 | 1:41.991 | 25.972 | 34.253 | 41.766 |
| 5 | 1 | 1:46.273 | 28.706 | 35.318 | 42.249 | 14 | 1 | 1:42.401 | 25.975 | 34.749 | 41.677 |
| 6 | 1 | 1:43.639 | 26.416 | 34.458 | 42.765 | 15 | 1 | 1:42.955 | 26.213 | 34.885 | 41.857 |
| 7 | 1 | 1:44.002 | 26.379 | 34.691 | 42.932 | 16 | 1 | 1:43.126 | 26.057 | 35.036 | 42.033 |
| 8 | 1 | 1:43.211 | 26.596 | 34.847 | 41.768 | 17 | 1 | 1:45.817 | 26.559 | 36.007 | 43.251 |
| 9 | 1 | 1:42.153 | 26.091 | 34.332 | 41.730 | | | | | | |

CZECH TRUCK PRIX 2024

Autodrom Most, length 4212 m

30. August - 01. September 2024

Nascar Whelen Euro Series 2



Lap Analysis race 1, 31.08.2024

-Reg.No.: 003ZAO240822

47 Victor Neumann (FRA) (Chevrolet Camaro)

Theoretische Bestzeit: 1:43.319

| Lap | D | Time | S1 | S2 | S3 | Lap | D | Time | S1 | S2 | S3 |
|-----|---|-----------------|--------|---------------|---------------|-----|---|----------|---------------|--------|--------|
| 1 | 1 | 2:47.979 | 31.970 | 38.761 | 1:37.248 | 10 | 1 | 1:44.611 | 26.951 | 35.216 | 42.444 |
| 2 | 1 | 2:58.085 | 45.981 | 1:01.845 | 1:10.259 | 11 | 1 | 1:45.008 | 27.013 | 35.314 | 42.681 |
| 3 | 1 | 3:02.736 | 43.881 | 1:05.325 | 1:13.530 | 12 | 1 | 1:44.095 | 26.273 | 35.125 | 42.697 |
| 4 | 1 | 3:18.275 | 49.128 | 59.024 | 1:30.123 | 13 | 1 | 1:44.806 | 26.715 | 35.323 | 42.768 |
| 5 | 1 | 1:48.033 | 29.100 | 35.979 | 42.954 | 14 | 1 | 1:44.937 | 26.570 | 35.511 | 42.856 |
| 6 | 1 | 1:45.224 | 26.861 | 35.168 | 43.195 | 15 | 1 | 1:44.481 | 26.501 | 35.266 | 42.714 |
| 7 | 1 | 1:44.192 | 26.739 | 35.300 | 42.153 | 16 | 1 | 1:44.823 | 26.689 | 35.419 | 42.715 |
| 8 | 1 | 1:44.185 | 26.306 | 35.733 | 42.146 | 17 | 1 | 1:45.313 | 26.655 | 35.589 | 43.069 |
| 9 | 1 | 1:43.477 | 26.429 | 34.900 | 42.148 | | | | | | |

48 Nick Strickler (USA) (Chevrolet Camaro)

Theoretische Bestzeit: 1:43.513

| Lap | D | Time | S1 | S2 | S3 | Lap | D | Time | S1 | S2 | S3 |
|-----|---|----------|--------|----------|----------|-----|---|-----------------|---------------|---------------|---------------|
| 1 | 1 | 2:54.120 | 35.535 | 43.442 | 1:35.143 | 10 | 1 | 1:44.379 | 26.963 | 35.208 | 42.208 |
| 2 | 1 | 2:56.223 | 43.518 | 1:02.323 | 1:10.382 | 11 | 1 | 1:43.705 | 26.820 | 34.915 | 41.970 |
| 3 | 1 | 3:02.808 | 43.734 | 1:06.097 | 1:12.977 | 12 | 1 | 1:44.511 | 26.628 | 35.218 | 42.665 |
| 4 | 1 | 3:15.346 | 49.643 | 58.353 | 1:27.350 | 13 | 1 | 1:45.668 | 27.072 | 35.573 | 43.023 |
| 5 | 1 | 1:52.135 | 30.479 | 37.778 | 43.878 | 14 | 1 | 1:45.480 | 26.917 | 35.850 | 42.713 |
| 6 | 1 | 1:45.315 | 26.788 | 35.801 | 42.726 | 15 | 1 | 1:45.090 | 26.892 | 35.592 | 42.606 |
| 7 | 1 | 1:46.752 | 27.503 | 35.425 | 43.824 | 16 | 1 | 1:45.386 | 26.762 | 35.906 | 42.718 |
| 8 | 1 | 1:45.555 | 27.684 | 35.169 | 42.702 | 17 | 1 | 1:46.298 | 26.682 | 35.370 | 44.246 |
| 9 | 1 | 1:43.969 | 26.786 | 35.077 | 42.106 | | | | | | |

50 Gil Linster (LUX) (Toyota Camry)

Theoretische Bestzeit: 1:41.282

| Lap | D | Time | S1 | S2 | S3 | Lap | D | Time | S1 | S2 | S3 |
|-----|---|----------|--------|----------|----------|-----|---|-----------------|---------------|---------------|---------------|
| 1 | 1 | 2:45.919 | 31.680 | 35.497 | 1:38.742 | 10 | 1 | 1:42.345 | 26.233 | 34.795 | 41.317 |
| 2 | 1 | 2:58.562 | 45.794 | 1:01.378 | 1:11.390 | 11 | 1 | 1:41.913 | 25.995 | 34.509 | 41.409 |
| 3 | 1 | 3:01.888 | 42.957 | 1:04.595 | 1:14.336 | 12 | 1 | 1:41.813 | 26.326 | 34.226 | 41.261 |
| 4 | 1 | 3:19.964 | 49.160 | 59.480 | 1:31.324 | 13 | 1 | 1:41.556 | 25.940 | 34.081 | 41.535 |
| 5 | 1 | 1:45.160 | 28.580 | 34.865 | 41.715 | 14 | 1 | 1:42.435 | 26.110 | 34.622 | 41.703 |
| 6 | 1 | 1:42.019 | 26.311 | 34.152 | 41.556 | 15 | 1 | 1:44.551 | 26.187 | 35.871 | 42.493 |
| 7 | 1 | 1:42.094 | 26.304 | 34.343 | 41.447 | 16 | 1 | 1:41.922 | 26.137 | 34.316 | 41.469 |
| 8 | 1 | 1:43.700 | 27.496 | 34.620 | 41.584 | 17 | 1 | 1:42.810 | 26.070 | 34.217 | 42.523 |
| 9 | 1 | 1:41.633 | 25.943 | 34.256 | 41.434 | | | | | | |

66 Thomas Dombrowski (FRA) (Chevrolet Camaro)

Theoretische Bestzeit: 1:43.987

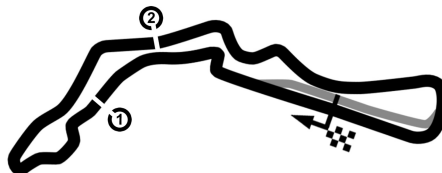
| Lap | D | Time | S1 | S2 | S3 | Lap | D | Time | S1 | S2 | S3 |
|-----|---|----------|----------|----------|----------|-----|---|-----------------|---------------|---------------|---------------|
| 1 | 1 | 3:01.080 | 34.700 | 1:05.963 | 1:20.417 | 10 | 1 | 1:44.433 | 26.061 | 35.533 | 42.839 |
| 2 | 1 | 2:51.262 | 39.121 | 1:02.396 | 1:09.745 | 11 | 1 | 1:44.099 | 26.151 | 35.153 | 42.795 |
| 3 | 1 | 3:04.978 | 43.867 | 1:06.206 | | 12 | 1 | 1:44.371 | 26.349 | 35.185 | 42.837 |
| 4 | 1 | 3:11.439 | 1:00.005 | 47.377 | 1:24.057 | 13 | 1 | 1:44.554 | 26.310 | 35.358 | 42.886 |
| 5 | 1 | 1:48.099 | 28.445 | 36.170 | 43.484 | 14 | 1 | 1:45.211 | 26.476 | 35.426 | 43.309 |
| 6 | 1 | 1:45.599 | 26.555 | 35.565 | 43.479 | 15 | 1 | 1:44.420 | 26.312 | 35.131 | 42.977 |
| 7 | 1 | 1:55.793 | 27.411 | 35.472 | | 16 | 1 | 1:45.482 | 27.001 | 35.252 | 43.229 |
| 8 | 1 | 1:58.342 | 39.577 | 35.426 | 43.339 | 17 | 1 | 1:45.182 | 26.473 | 35.482 | 43.227 |
| 9 | 1 | 1:44.711 | 26.581 | 35.201 | 42.929 | | | | | | |

CZECH TRUCK PRIX 2024

Autodrom Most, length 4212 m

30. August - 01. September 2024

Nascar Whelen Euro Series 2



Lap Analysis race 1, 31.08.2024

-Reg.No.: 003ZAO240822

69 Melvin De Groot (NLD) (Toyota Camry)

Theoretische Bestzeit: 1:41.024

| Lap | D | Time | S1 | S2 | S3 | Lap | D | Time | S1 | S2 | S3 |
|-----|---|----------|--------|----------|----------|-----|---|-----------------|---------------|---------------|---------------|
| 1 | 1 | 2:40.396 | 29.967 | 34.564 | 1:35.865 | 10 | 1 | 1:41.466 | 25.988 | 34.252 | 41.226 |
| 2 | 1 | 2:59.337 | 47.079 | 1:00.411 | 1:11.847 | 11 | 1 | 1:41.292 | 25.775 | 34.128 | 41.389 |
| 3 | 1 | 3:02.886 | 43.042 | 1:05.296 | 1:14.548 | 12 | 1 | 1:41.151 | 25.685 | 34.114 | 41.352 |
| 4 | 1 | 3:22.536 | 48.379 | 1:00.308 | 1:33.849 | 13 | 1 | 1:41.582 | 25.728 | 34.208 | 41.646 |
| 5 | 1 | 1:44.612 | 28.434 | 34.643 | 41.535 | 14 | 1 | 1:42.147 | 25.684 | 34.832 | 41.631 |
| 6 | 1 | 1:42.692 | 26.400 | 34.556 | 41.736 | 15 | 1 | 1:41.735 | 25.774 | 34.431 | 41.530 |
| 7 | 1 | 1:41.742 | 26.026 | 34.322 | 41.394 | 16 | 1 | 1:42.012 | 25.851 | 34.275 | 41.886 |
| 8 | 1 | 1:42.217 | 26.189 | 34.365 | 41.663 | 17 | 1 | 1:42.100 | 25.893 | 34.433 | 41.774 |
| 9 | 1 | 1:43.095 | 26.320 | 34.437 | 42.338 | | | | | | |

72 Michael Bleekemolen (NLD) (Toyota Camry)

Theoretische Bestzeit: 1:49.322

| Lap | D | Time | S1 | S2 | S3 | Lap | D | Time | S1 | S2 | S3 |
|-----|---|----------|---------------|---------------|---------------|-----|---|-----------------|----|----|----|
| 1 | 1 | 2:50.893 | 33.757 | 38.384 | 1:38.752 | 10 | 1 | 1:44.591 | | | |
| 2 | 1 | 2:57.940 | 44.935 | 1:02.878 | 1:10.127 | 11 | 1 | 1:43.968 | | | |
| 3 | 1 | 3:02.209 | 43.565 | 1:06.418 | 1:12.226 | 12 | 1 | 1:44.442 | | | |
| 4 | 1 | 3:16.817 | 50.483 | 57.886 | 1:28.448 | 13 | 1 | 1:44.566 | | | |
| 5 | 1 | 1:49.322 | 29.684 | 36.296 | 43.342 | 14 | 1 | 1:44.251 | | | |
| 6 | 1 | 1:45.542 | | | | 15 | 1 | 1:44.662 | | | |
| 7 | 1 | 1:44.257 | | | | 16 | 1 | 1:44.145 | | | |
| 8 | 1 | 1:43.994 | | | | 17 | 1 | 1:44.524 | | | |
| 9 | 1 | 1:44.952 | | | | | | | | | |

77 Julien Rehberg (DEU) (Chevrolet Camaro)

Theoretische Bestzeit:

| Lap | D | Time | S1 | S2 | S3 | Lap | D | Time | S1 | S2 | S3 |
|-----|---|----------|--------|---------------|----|-----|---|------|----|----|----|
| 1 | 1 | 2:57.439 | 33.962 | 46.932 | | | | | | | |

90 Veeti Rajala (FIN) (Chevrolet Camaro)

Theoretische Bestzeit: 1:43.229

| Lap | D | Time | S1 | S2 | S3 | Lap | D | Time | S1 | S2 | S3 |
|-----|---|----------|----------|--------|----------|-----|---|-----------------|---------------|---------------|---------------|
| 1 | 1 | 7:20.416 | 5:52.713 | 42.222 | 45.481 | 7 | 1 | 1:45.554 | 26.487 | 35.233 | 43.834 |
| 2 | 1 | 1:52.826 | 27.477 | 41.055 | 44.294 | 8 | 1 | 1:43.359 | 26.382 | 34.799 | 42.178 |
| 3 | 1 | 2:56.121 | 33.524 | 57.068 | 1:25.529 | 9 | 1 | 1:44.304 | 26.479 | 34.796 | 43.029 |
| 4 | 1 | 1:53.981 | 31.465 | 38.749 | 43.767 | 10 | 1 | 1:43.660 | 26.631 | 34.669 | 42.360 |
| 5 | 1 | 1:52.022 | 31.830 | 37.466 | 42.726 | 11 | 1 | 2:18.185 | 31.197 | 39.984 | |
| 6 | 1 | 1:45.681 | 27.817 | 35.553 | 42.311 | | | | | | |

99 Dominique Schaak (DEU) (Chevrolet Camaro)

Theoretische Bestzeit: 1:44.193

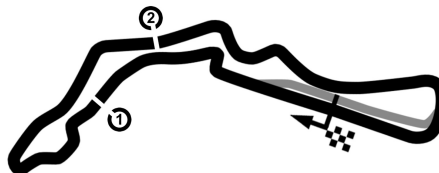
| Lap | D | Time | S1 | S2 | S3 | Lap | D | Time | S1 | S2 | S3 |
|-----|---|----------|--------|---------------|----------|-----|---|-----------------|---------------|--------|---------------|
| 1 | 1 | 2:58.645 | 34.398 | 47.016 | 1:37.231 | 9 | 1 | 1:44.804 | 26.596 | 35.510 | 42.698 |
| 2 | 1 | 2:52.832 | 40.576 | 1:02.248 | 1:10.008 | 10 | 1 | 1:44.721 | 26.841 | 35.309 | 42.571 |
| 3 | 1 | 3:03.214 | 43.748 | 1:06.271 | 1:13.195 | 11 | 1 | 1:44.835 | 26.760 | 35.277 | 42.798 |
| 4 | 1 | 3:14.150 | 49.402 | 57.840 | 1:26.908 | 12 | 1 | 1:45.776 | 26.487 | 35.622 | 43.667 |
| 5 | 1 | 1:51.308 | 30.450 | 37.426 | 43.432 | 13 | 1 | 2:39.253 | 1:04.869 | 50.123 | 44.261 |
| 6 | 1 | 1:45.148 | 26.909 | 35.189 | 43.050 | 14 | 1 | 1:46.634 | 27.201 | 36.100 | 43.333 |
| 7 | 1 | 1:45.065 | 26.877 | 35.171 | 43.017 | 15 | 1 | 1:50.769 | 26.995 | 36.282 | 47.492 |
| 8 | 1 | 1:44.814 | 26.774 | 35.135 | 42.905 | 16 | 1 | 1:50.300 | 27.024 | 37.037 | 46.239 |

CZECH TRUCK PRIX 2024

Autodrom Most, length 4212 m

30. August - 01. September 2024

Nascar Whelen Euro Series 2



Best Sector Times race 1

-Reg.No.: 003ZAO240822

| Pos. | sector 1 | | | sector 2 | | | sector 3 | | | theoretical and best lap time | | | | |
|------|----------|-----------------|--------|----------|-----------------|--------|----------|-----------------|----------|-------------------------------|-----------------|-------------|----------|-----|
| | No | Driver | Time | No | Driver | Time | No | Driver | Time | No | Driver | theoretical | Best | Pos |
| 1 | 69 | De Groot M. | 25.684 | 7 | Doubek M. | 33.860 | 7 | Doubek M. | 41.020 | 7 | Doubek M. | 1:40.617 | 1:40.838 | |
| 2 | 3 | Schober P. | 25.705 | 3 | Schober P. | 34.081 | 3 | Schober P. | 41.076 | 3 | Schober P. | 1:40.862 | 1:40.862 | |
| 3 | 7 | Doubek M. | 25.737 | 50 | Linster G. | 34.081 | 69 | De Groot M. | 41.226 | 69 | De Groot M. | 1:41.024 | 1:41.151 | |
| 4 | 5 | Cappelli C. | 25.782 | 69 | De Groot M. | 34.114 | 50 | Linster G. | 41.261 | 50 | Linster G. | 1:41.282 | 1:41.556 | |
| 5 | 50 | Linster G. | 25.940 | 5 | Cappelli C. | 34.161 | 5 | Cappelli C. | 41.391 | 5 | Cappelli C. | 1:41.334 | 1:41.584 | |
| 6 | 34 | Toffel T. | 25.969 | 34 | Toffel T. | 34.177 | 34 | Toffel T. | 41.430 | 34 | Toffel T. | 1:41.576 | 1:41.902 | |
| 7 | 46 | Krasonis T. | 25.972 | 46 | Krasonis T. | 34.246 | 46 | Krasonis T. | 41.459 | 46 | Krasonis T. | 1:41.677 | 1:41.778 | |
| 8 | 66 | Dombrowski T. | 26.061 | 21 | Davidson J. | 34.286 | 8 | Ercoli M. | 41.548 | 8 | Ercoli M. | 1:42.129 | 1:42.133 | |
| 9 | 8 | Ercoli M. | 26.194 | 8 | Ercoli M. | 34.387 | 48 | Strickler N. | 41.970 | 21 | Davidson J. | 1:43.218 | 1:43.218 | |
| 10 | 47 | Neumann V. | 26.273 | 90 | Rajala V. | 34.669 | 21 | Davidson J. | 42.099 | 90 | Rajala V. | 1:43.229 | 1:43.359 | |
| 11 | 90 | Rajala V. | 26.382 | 47 | Neumann V. | 34.900 | 47 | Neumann V. | 42.146 | 47 | Neumann V. | 1:43.319 | 1:43.477 | |
| 12 | 99 | Schaak D. | 26.487 | 48 | Strickler N. | 34.915 | 90 | Rajala V. | 42.178 | 48 | Strickler N. | 1:43.513 | 1:43.705 | |
| 13 | 48 | Strickler N. | 26.628 | 66 | Dombrowski T. | 35.131 | 99 | Schaak D. | 42.571 | 66 | Dombrowski T. | 1:43.987 | 1:44.099 | |
| 14 | 33 | Richard F. | 26.651 | 99 | Schaak D. | 35.135 | 66 | Dombrowski T. | 42.795 | 99 | Schaak D. | 1:44.193 | 1:44.721 | |
| 15 | 14 | Casoli A. | 26.734 | 33 | Richard F. | 35.225 | 14 | Casoli A. | 42.884 | 33 | Richard F. | 1:44.816 | 1:45.245 | |
| 16 | 21 | Davidson J. | 26.833 | 14 | Casoli A. | 35.787 | 33 | Richard F. | 42.940 | 14 | Casoli A. | 1:45.405 | 1:45.405 | |
| 17 | 72 | Bleekemolen M. | 29.684 | 72 | Bleekemolen M. | 36.296 | 72 | Bleekemolen M. | 43.342 | 72 | Bleekemolen M. | 1:49.322 | 1:43.968 | |
| 18 | 54 | Del Castello L. | 00.000 | 77 | Rehberg J. | 46.932 | 54 | Del Castello L. | g3:34:48 | 54 | Del Castello L. | 00.000 | 00.000 | |
| 19 | 11 | Sardeha R. | 00.000 | 11 | Sardeha R. | 00.000 | 11 | Sardeha R. | 00.000 | 11 | Sardeha R. | 00.000 | 00.000 | |
| 20 | 77 | Rehberg J. | 00.000 | 54 | Del Castello L. | 00.000 | 77 | Rehberg J. | 00.000 | 77 | Rehberg J. | 00.000 | 00.000 | |



Lapchart: Nascar Whelen Euro Series 2 race 1

| POS | 1 | 2 | 3 | 4 | 5 | 6 | 7 | 8 | 9 | 10 | 11 | 12 | 13 | 14 | 15 | 16 | 17 | 18 | 19 |
|--------|---|----|----|----|----|----|----|----|----|----|----|-----|----|-----|-----|-----|----|----|----|
| LAP 1 | 3 | 69 | 7 | 5 | 34 | 21 | 50 | 46 | 47 | 8 | 72 | 33. | 14 | 48 | 77. | 99 | 66 | 90 | |
| LAP 2 | 3 | 69 | 7 | 5 | 34 | 21 | 50 | 46 | 47 | 8 | 72 | 14 | 48 | 99 | 66 | 33 | 90 | | |
| LAP 3 | 3 | 69 | 7 | 5 | 34 | 21 | 50 | 46 | 47 | 8 | 72 | 14 | 48 | 99 | 33 | 66. | 90 | | |
| LAP 4 | 3 | 69 | 7 | 5 | 34 | 21 | 50 | 46 | 47 | 8 | 72 | 14 | 48 | 66 | 99 | 33 | 90 | | |
| LAP 5 | 3 | 69 | 7 | 34 | 50 | 5 | 46 | 21 | 47 | 8 | 66 | 72 | 33 | 99 | 48 | 14 | 90 | | |
| LAP 6 | 3 | 69 | 7 | 34 | 50 | 5 | 21 | 46 | 8 | 47 | 66 | 72 | 99 | 33 | 48 | 14 | 90 | | |
| LAP 7 | 3 | 69 | 7 | 34 | 50 | 5 | 46 | 8 | 47 | 72 | 99 | 33 | 48 | 66. | 14 | 90 | | | |
| LAP 8 | 3 | 69 | 7 | 34 | 5 | 50 | 46 | 8 | 47 | 72 | 99 | 48 | 33 | 14 | 66 | 90 | | | |
| LAP 9 | 3 | 7 | 69 | 34 | 5 | 50 | 46 | 8 | 47 | 72 | 99 | 48 | 33 | 14 | 66 | 90 | | | |
| LAP 10 | 3 | 7 | 69 | 34 | 5 | 50 | 46 | 8 | 47 | 72 | 99 | 48 | 33 | 14 | 66 | 90 | | | |
| LAP 11 | 3 | 7 | 69 | 34 | 5 | 50 | 46 | 8 | 47 | 72 | 99 | 48 | 33 | 66 | 14 | 90. | | | |
| LAP 12 | 3 | 7 | 69 | 34 | 5 | 50 | 46 | 8 | 47 | 72 | 48 | 99 | 33 | 66 | 14 | | | | |
| LAP 13 | 3 | 7 | 69 | 34 | 5 | 50 | 46 | 8 | 47 | 72 | 48 | 33 | 66 | 14 | 99 | | | | |
| LAP 14 | 3 | 7 | 69 | 34 | 5 | 50 | 46 | 8 | 47 | 72 | 48 | 33 | 66 | 14 | 99 | | | | |
| LAP 15 | 3 | 7 | 69 | 34 | 5 | 50 | 46 | 8 | 47 | 72 | 48 | 33 | 66 | 14 | 99 | | | | |
| LAP 16 | 3 | 7 | 69 | 34 | 5 | 50 | 46 | 8 | 47 | 72 | 48 | 33 | 66 | 14 | 99 | | | | |
| LAP 17 | 3 | 7 | 69 | 34 | 5 | 50 | 46 | 8 | 47 | 72 | 48 | 33 | 66 | 14 | | | | | |