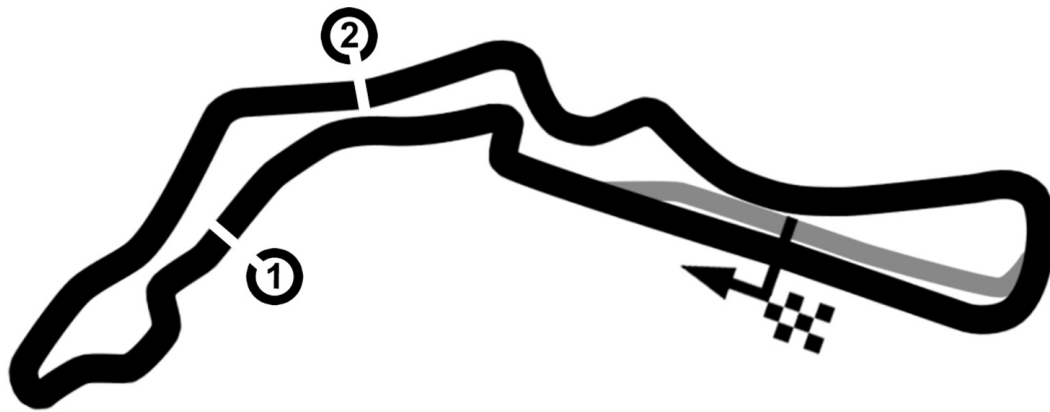




CZECH TRUCK PRIX 2024

race 1



Autodrom Most 4212 m

30. August - 01. September 2024

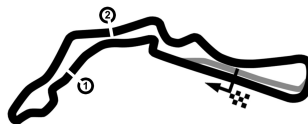


CZECH TRUCK PRIX 2024

Autodrom Most, length 4212 m

30. August - 01. September 2024

Nascar Whelen Euro Series Pro



Result race 1

started : 23

classified : 23

not classified : 0

-Reg.No.: 003ZAO240822

Pos	No.	Cl.	Entrant Name	License License	Team/Sponsor Make	Lap	Total kmh	GAP Diff.	fastest at kmh	at Lap
1	24		Vittorio Ghirelli / ITA		PK Carsport Chevrolet Camaro	17	28:46.247 149.326		1:40.681 150.606	6
2	3	Junior	Paul Jouffreau / FRA		RDV Competitiotn Ford Mustang	17	28:46.452 149.309	00.205 00.205	1:40.472 150.920	5
3	72		Marc Goossens / BEL		Team Bleekemolen Toyota Camry	17	28:49.534 149.043	03.287 03.082	1:40.771 150.472	5
4	69		Sebastiaan Bleekemolen / NLD		Team Bleekemolen Toyota Camry	17	28:49.731 149.026	03.484 00.197	1:40.668 150.626	6
5	50	Junior	Liam Hezemans / NLD		Hendriks Motorsport Toyota Camry	17	28:56.893 148.411	10.646 07.162	1:40.659 150.639	9
6	7		Martin Doubek / CZE		Hendriks Motorsport Ford Mustang	17	28:58.088 148.309	11.841 01.195	1:41.208 149.822	11
7	55		Fabrizio Armetta / ITA		The Club Motorsport Chevrolet Camaro	17	29:00.018 148.145	13.771 01.930	1:41.138 149.926	9
8	99		Tobias Dauenhauer / DEU		Bremotion Chevrolet Camaro	17	29:02.980 147.893	16.733 02.962	1:41.273 149.726	5
9	14		Ulysse Delsaux / FRA		Speedhouse Ford Mustang	17	29:16.305 146.771	30.058 13.325	1:41.453 149.460	11
10	88	Chal	Max Lanza / ITA		CAAL Racing Chevrolet Camaro	17	29:18.853 146.558	32.606 02.548	1:41.919 148.777	5
11	1		Vladimiros Tziortzis / CYP		Academy / Alex Caffi Motorsport Ford Mustang	17	29:19.091 146.538	32.844 00.238	1:41.771 148.993	6
12	30	Junior	Ryan Vargas / USA		3F Racing Chevrolet Camaro	17	29:19.472 146.507	33.225 00.381	1:42.330 148.179	10
13	34	Chal	Thomas Toffel / CHE		Race Art Technology Chevrolet Camaro	17	29:20.326 146.436	34.079 00.854	1:41.961 148.716	6
14	46	Junior	Thomas Krasonis / GRC		Marko Stipp Motorsport Chevrolet Camaro	17	29:26.379 145.934	40.132 06.053	1:42.462 147.989	5
15	21	Chal	Liam Lambert / GBR		Lux Motorsport Chevrolet Camaro	17	29:44.012 144.491	57.765 17.633	1:43.209 146.917	4
16	54		Gianmarco Ercoli / ITA		CAAL Racing Chevrolet Camaro	17	29:44.514 144.451	58.267 00.502	1:42.444 148.015	3
17	66	Junior	Thomas Dombrowski / FRA		Team Bleekemolen Chevrolet Camaro	17	29:52.522 143.805	1:06.275 08.008	1:42.647 147.722	7
18	27	Junior	Simone Giussani / ITA		Double V Racing Ford Mustang	17	29:52.903 143.775	1:06.656 00.381	1:43.096 147.078	13
19	48	Junior	Nick Strickler / USA		Marko Stipp Motorsport Chevrolet Camaro	17	29:52.956 143.771	1:06.709 00.053	1:43.804 146.075	4
20	33		Lucas Lasserre / FRA		Speedhouse Ford Mustang	15	28:56.342 130.993	2 Runden 2 Runden	1:43.806 146.072	4
21	8	Chal	Dario Caso / ITA		Vict Motorsport Chevrolet Camaro	15	29:24.427 128.908	2 Runden 28.085	1:42.951 147.286	5
22	47	Junior	Victor Neumann / FRA		Marko Stipp Motorsport Chevrolet Camaro	10	17:54.559 141.111	7 Runden 5 Runden	1:43.647 146.297	6
23	43	Chal	Riccardo Romagnoli / ITA		The Club Motorsport Chevrolet Camaro	4	7:41.867 131.321	13 Runden 6 Runden	1:46.160 142.833	3

fastest lap: 3 Jouffreau Paul 1:40.472 =150.920 km/h

CAR #1 - 5 SEC. TIME PENALTY - CONTACT WITH ANOTHER CAR

CAR #27 - HAS TO DROP BACK BEHIND #66 - CONTACT WITH GAINING POSITION

Issued:

Clerk of the Course:

Timekeeper:

subject to final scrutineering



Timekeeping and Dataservice: wige SOLUTIONS GmbH & Co. KG, Meckenheim (GER)

Chief timekeeping: Stefan Schlerkmann, Roetgen (GER), stefan.schlerkmann@wige.de

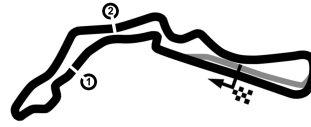
CZECH TRUCK PRIX 2024

Autodrom Most, length 4212 m

30. August - 01. September 2024

Nascar Whelen Euro Series Pro

Result race 1, 31.08.2024



-Reg.No.: 003ZAO240822

Pos	No.	Cl.	Entrant Driver, Place	Team Make	Lap	Time total	Interval GAP	Avg. Total	fastest Avg.	at Lap
-----	-----	-----	--------------------------	--------------	-----	------------	-----------------	---------------	-----------------	-----------

Chal

Started: 5 Classified: 5 Not Classified: 0

1	88	Chal	Max Lanza / ITA	CAAL Racing Chevrolet Camaro	17	29:18.853		146.558	1:41.919	5
2	34	Chal	Thomas Toffel / CHE	Race Art Technology Chevrolet Camaro	17	29:20.326	+01.473	146.436	1:41.961	6
3	21	Chal	Liam Lambert / GBR	Lux Motorsport Chevrolet Camaro	17	29:44.012	+25.159	144.491	1:43.209	4
4	8	Chal	Dario Caso / ITA	Vict Motorsport Chevrolet Camaro	15	29:24.427	2 Rd.	128.908	1:42.951	5
5	43	Chal	Riccardo Romagnoli / ITA	The Club Motorsport Chevrolet Camaro	4	7:41.867	13 Rd.	131.321	1:46.160	3
							11 Rd.		142.833	



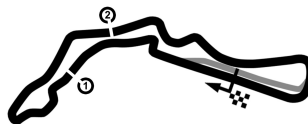
CZECH TRUCK PRIX 2024

Autodrom Most, length 4212 m

30. August - 01. September 2024

Nascar Whelen Euro Series Pro

Result race 1, 31.08.2024



-Reg.No.: 003ZAO240822

Pos	No.	Cl.	Entrant Driver, Place	Team Make	Lap	Time total	Interval GAP	Avg. Total	fastest Avg.	at Lap
-----	-----	-----	--------------------------	--------------	-----	------------	-----------------	---------------	-----------------	-----------

Junior

Started: 8 Classified: 8 Not Classified: 0

1	3	Junior	Paul Jouffreau / FRA	RDV Competitiotn Ford Mustang	17	28:46.452		149.309	1:40.472 150.920	5
2	50	Junior	Liam Hezemans / NLD	Hendriks Motorsport Toyota Camry	17	28:56.893	+10.441	148.411	1:40.659 150.639	9
3	30	Junior	Ryan Vargas / USA	3F Racing Chevrolet Camaro	17	29:19.472	+33.020	146.507	1:42.330 148.179	10
4	46	Junior	Thomas Krasonis / GRC	Marko Stipp Motorsport Chevrolet Camaro	17	29:26.379	+39.927	145.934	1:42.462 147.989	5
5	66	Junior	Thomas Dombrowski / FRA	Team Bleekemolen Chevrolet Camaro	17	29:52.522	+1:06.070	143.805	1:42.647 147.722	7
6	27	Junior	Simone Giussani / ITA	Double V Racing Ford Mustang	17	29:52.903	+1:06.451	143.775	1:43.096 147.078	13
7	48	Junior	Nick Strickler / USA	Marko Stipp Motorsport Chevrolet Camaro	17	29:52.956	+1:06.504	143.771	1:43.804 146.075	4
8	47	Junior	Victor Neumann / FRA	Marko Stipp Motorsport Chevrolet Camaro	10	17:54.559	7 Rd.	141.111	1:43.647 146.297	6

fastest lap: 3 Jouffreau Paul 1:40.472 =150.920 km/h

CAR #1 - 5 SEC. TIME PENALTY - CONTACT WITH ANOTHER CAR

CAR #27 - HAS TO DROP BACK BEHIND #66 - CONTACT WITH GAINING POSITION

Issued: Clerk of the Course: Timekeeper:

subject to final scrutineering



Timekeeping and Dataservice: wige SOLUTIONS GmbH & Co. KG, Meckenheim (GER)
Chief timekeeping: Stefan Schlerkmann, Roetgen (GER), stefan.schlerkmann@wige.de


Page 2
printed : 31.8.2024 - 14:48

CZECH TRUCK PRIX 2024

Autodrom Most, length 4212 m

30. August - 01. September 2024

Nascar Whelen Euro Series Pro



Lap by Lap race 1, 31.08.2024

-Reg.No.: 003ZAO240822

1 Vladimiros Tziortzis , Ford Mustang / CYP															
1	1:50.357	2	1:44.649	3	1:43.297	4	1:43.745	5	1:42.082	6	1:41.771	7	1:41.833	8	1:42.083
9	1:44.069	10	1:43.024	11	1:42.340	12	1:42.331	13	1:42.570	14	1:43.427	15	1:42.161	16	1:42.253
17	1:42.099														

3 Paul Jouffreau , Ford Mustang Junior / FRA															
1	1:45.877	2	1:41.234	3	1:41.514	4	1:40.982	5	1:40.472	6	1:40.618	7	1:40.518	8	1:40.895
9	1:40.944	10	1:40.843	11	1:42.657	12	1:41.460	13	1:41.361	14	1:42.024	15	1:41.578	16	1:41.568
17	1:41.907														

7 Martin Doubek , Ford Mustang / CZE															
1	1:48.855	2	1:43.824	3	1:41.964	4	1:42.043	5	1:42.045	6	1:41.581	7	1:41.494	8	1:41.227
9	1:41.312	10	1:41.297	11	1:41.208	12	1:41.411	13	1:41.533	14	1:41.662	15	1:41.873	16	1:42.156
17	1:42.603														

8 Dario Caso , Chevrolet Camaro Chal / ITA															
1	1:55.648	2	1:46.522	3	1:44.925	4	1:43.635	5	1:42.951	6	1:43.761	7	1:44.516	8	1:43.324
9	1:44.102	10	1:44.128	11	1:49.681	pit	2:30.403	13	4:03.707	14	1:43.819	15	1:43.305		

14 Ulysse Delsaux , Ford Mustang / FRA															
1	1:51.088	2	1:44.279	3	1:43.151	4	1:43.296	5	1:41.472	6	1:41.802	7	1:42.287	8	1:41.985
9	1:48.524	10	1:42.173	11	1:41.453	12	1:42.266	13	1:41.696	14	1:42.384	15	1:44.448	16	1:41.992
17	1:42.009														

21 Liam Lambert , Chevrolet Camaro Chal / GBR															
1	1:55.096	2	1:46.769	3	1:44.291	4	1:43.209	5	1:43.673	6	1:43.549	7	1:43.929	8	1:43.799
9	1:44.104	10	1:43.944	11	1:43.918	12	1:43.374	13	1:43.210	14	1:45.522	15	1:45.633	16	1:44.852
17	1:45.140														

24 Vittorio Ghirelli , Chevrolet Camaro / ITA															
1	1:45.183	2	1:41.273	3	1:40.992	4	1:41.045	5	1:40.727	6	1:40.681	7	1:40.693	8	1:41.141
9	1:40.950	10	1:40.979	11	1:42.201	12	1:41.865	13	1:41.356	14	1:42.057	15	1:41.570	16	1:41.574
17	1:41.960														

27 Simone Giussani , Ford Mustang Junior / ITA															
1	1:53.468	2	1:48.252	3	1:45.038	4	1:43.274	5	1:43.310	6	1:43.769	7	1:43.988	8	1:43.666
9	1:44.111	10	1:43.943	11	1:43.911	12	1:43.412	13	1:43.096	14	1:46.114	15	1:46.898	16	1:44.297
17	1:48.356														

30 Ryan Vargas , Chevrolet Camaro Junior / USA															
1	1:52.444	2	1:44.127	3	1:42.486	4	1:43.516	5	1:42.752	6	1:42.353	7	1:42.724	8	1:42.621
9	1:43.401	10	1:42.330	11	1:42.379	12	1:43.231	13	1:42.742	14	1:44.223	15	1:42.596	16	1:42.662
17	1:42.885														

33 Lucas Lasserre , Ford Mustang / FRA															
1	1:48.499	pit	2:08.656	3	3:07.372	4	1:43.806	5	1:44.223	6	1:45.749	7	1:53.839	8	1:45.462
9	1:49.402	10	1:46.568	11	1:46.563	12	1:54.330	13	1:53.078	14	1:51.556	15	1:57.239		


34 Thomas Toffel , Chevrolet Camaro Chal / CHE															
1	1:50.770	2	1:43.943	3	1:43.086	4	1:42.584	5	1:42.204	6	1:41.961	7	1:42.397	8	1:42.190
9	1:42.413	10	1:42.921	11	1:42.936	12	1:42.561	13	1:42.605	14	1:49.166	15	1:42.960	16	1:43.000

CZECH TRUCK PRIX 2024

Autodrom Most, length 4212 m

30. August - 01. September 2024

Nascar Whelen Euro Series Pro



Lap by Lap race 1, 31.08.2024

-Reg.No.: 003ZAO240822

17	1:42.629																			
----	----------	--	--	--	--	--	--	--	--	--	--	--	--	--	--	--	--	--	--	--

43 Riccardo Romagnoli , Chevrolet Camaro Chal / ITA

1	1:53.177	2	1:48.899	3	1:46.160	pit	2:13.631													
---	----------	---	----------	---	-----------------	-----	----------	--	--	--	--	--	--	--	--	--	--	--	--	--

46 Thomas Krasonis , Chevrolet Camaro Junior / GRC

1	1:54.369	2	1:47.271	3	1:42.959	4	1:43.047	5	1:42.462	6	1:43.169	7	1:43.086	8	1:42.603
9	1:42.565	10	1:42.942	11	1:42.680	12	1:42.926	13	1:42.740	14	1:43.790	15	1:43.220	16	1:43.549
17	1:43.001														

47 Victor Neumann , Chevrolet Camaro Junior / FRA

1	1:55.365	2	1:48.069	3	1:45.314	4	1:43.952	5	1:44.005	6	1:43.647	7	1:43.764	8	1:43.774
9	1:45.215	pit	2:01.454												

48 Nick Strickler , Chevrolet Camaro Junior / USA

1	1:54.831	2	1:47.545	3	1:46.075	4	1:43.804	5	1:43.992	6	1:43.866	7	1:43.881	8	1:44.421
9	1:43.891	10	1:44.892	11	1:45.895	12	1:44.265	13	1:44.740	14	1:45.576	15	1:44.986	16	1:45.628
17	1:44.668														

50 Liam Hezemans , Toyota Camry Junior / NLD

1	1:50.194	2	1:43.056	3	1:42.009	4	1:41.606	5	1:41.322	6	1:41.400	7	1:41.180	8	1:40.831
9	1:40.659	10	1:41.280	11	1:41.065	12	1:41.546	13	1:41.727	14	1:41.350	15	1:41.749	16	1:42.326
17	1:43.593														

54 Gianmarco Ercoli , Chevrolet Camaro / ITA

1	1:48.411	2	1:45.203	3	1:42.444	4	1:51.891	5	1:44.758	6	1:43.787	7	1:44.984	8	1:43.550
9	1:44.087	10	1:44.136	11	1:44.219	12	1:43.292	13	1:42.857	14	1:45.991	15	1:46.840	16	1:44.325
17	1:43.739														

55 Fabrizio Armetta , Chevrolet Camaro / ITA

1	1:49.624	2	1:43.379	3	1:42.719	4	1:42.210	5	1:41.573	6	1:41.501	7	1:41.354	8	1:41.598
9	1:41.138	10	1:41.702	11	1:41.913	12	1:41.572	13	1:41.350	14	1:41.804	15	1:41.950	16	1:42.097
17	1:42.534														

66 Thomas Dombrowski , Chevrolet Camaro Junior / FRA

1	1:53.909	2	1:46.642	3	1:44.873	4	1:42.814	5	1:43.918	6	1:42.748	7	1:42.647	8	1:43.696
9	1:43.780	10	1:43.841	11	1:43.998	12	1:44.834	13	1:45.029	14	1:46.372	15	1:47.807	16	1:46.449
17	1:49.165														

69 Sebastiaan Bleekemolen , Toyota Camry / NLD

1	1:46.639	2	1:41.488	3	1:41.653	4	1:41.233	5	1:40.934	6	1:40.668	7	1:41.240	8	1:40.939
9	1:41.418	10	1:41.261	11	1:41.434	12	1:41.971	13	1:41.530	14	1:41.177	15	1:41.931	16	1:42.337
17	1:41.878														

72 Marc Goossens , Toyota Camry / BEL

1	1:46.331	2	1:41.510	3	1:41.521	4	1:41.080	5	1:40.771	6	1:41.015	7	1:40.952	8	1:41.243
9	1:41.331	10	1:41.326	11	1:41.490	12	1:41.278	13	1:41.429	14	1:41.624	15	1:42.151	16	1:42.219
17	1:42.263														

88 Max Lanza , Chevrolet Camaro Chal / ITA

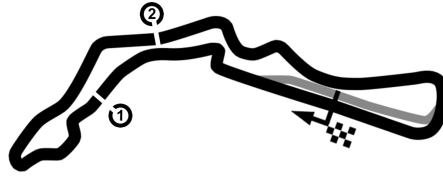
1	1:50.947	2	1:43.444	3	1:43.093	4	1:42.294	5	1:41.919	6	1:42.559	7	1:42.395	8	1:42.145
---	----------	---	----------	---	----------	---	----------	---	-----------------	---	----------	---	----------	---	----------

CZECH TRUCK PRIX 2024

Autodrom Most, length 4212 m

30. August - 01. September 2024

Nascar Whelen Euro Series Pro



Lap by Lap race 1, 31.08.2024

-Reg.No.: 003ZAO240822

9	1:42.550	10	1:42.642	11	1:42.894	12	1:42.655	13	1:44.042	14	1:44.316	15	1:44.319	16	1:43.571
17	1:43.068														

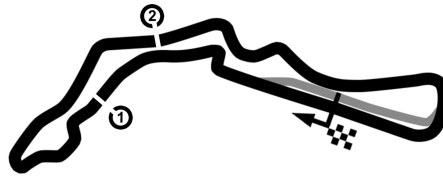
99 Tobias Dauenhauer , Chevrolet Camaro / DEU															
1	1:50.509	2	1:43.371	3	1:42.730	4	1:42.553	5	1:41.273	6	1:41.544	7	1:41.577	8	1:41.748
9	1:41.471	10	1:41.802	11	1:41.836	12	1:41.914	13	1:41.972	14	1:42.219	15	1:41.951	16	1:41.927
17	1:42.583														

CZECH TRUCK PRIX 2024

Autodrom Most, length 4212 m

30. August - 01. September 2024

Nascar Whelen Euro Series Pro



Lap Analysis race 1, 31.08.2024

-Reg.No.: 003ZAO240822

1 Vladimiros Tziortzis (CYP) (Ford Mustang)						Theoretische Bestzeit: 1:41.566					
Lap	D	Time	S1	S2	S3	Lap	D	Time	S1	S2	S3
1	1	1:50.357	32.137	35.488	42.732	10	1	1:43.024	26.968	34.556	41.500
2	1	1:44.649	27.806	35.291	41.552	11	1	1:42.340	26.176	34.591	41.573
3	1	1:43.297	26.607	34.825	41.865	12	1	1:42.331	26.040	34.793	41.498
4	1	1:43.745	26.101	35.285	42.359	13	1	1:42.570	26.276	34.727	41.567
5	1	1:42.082	26.243	34.498	41.341	14	1	1:43.427	26.265	34.544	42.618
6	1	1:41.771	26.075	34.270	41.426	15	1	1:42.161	26.203	34.414	41.544
7	1	1:41.833	26.100	34.238	41.495	16	1	1:42.253	26.176	34.459	41.618
8	1	1:42.083	26.246	34.311	41.526	17	1	1:42.099	25.987	34.503	41.609
9	1	1:44.069	26.186	34.296	43.587						

3 Paul Jouffreau (FRA) (Ford Mustang)						Theoretische Bestzeit: 1:40.368					
Lap	D	Time	S1	S2	S3	Lap	D	Time	S1	S2	S3
1	1	1:45.877	29.539	34.588	41.750	10	1	1:40.843	25.747	33.881	41.215
2	1	1:41.234	25.861	34.040	41.333	11	1	1:42.657	26.351	34.953	41.353
3	1	1:41.514	25.802	34.364	41.348	12	1	1:41.460	25.797	34.176	41.487
4	1	1:40.982	25.651	34.086	41.245	13	1	1:41.361	25.916	34.033	41.412
5	1	1:40.472	25.543	33.873	41.056	14	1	1:42.024	25.914	34.733	41.377
6	1	1:40.618	25.752	33.856	41.010	15	1	1:41.578	26.009	34.306	41.263
7	1	1:40.518	25.661	33.888	40.969	16	1	1:41.568	26.122	34.230	41.216
8	1	1:40.895	25.751	33.888	41.256	17	1	1:41.907	26.150	34.184	41.573
9	1	1:40.944	25.781	33.970	41.193						

7 Martin Doubek (CZE) (Ford Mustang)						Theoretische Bestzeit: 1:41.032					
Lap	D	Time	S1	S2	S3	Lap	D	Time	S1	S2	S3
1	1	1:48.855	31.456	34.965	42.434	10	1	1:41.297	25.906	34.083	41.308
2	1	1:43.824	26.756	35.212	41.856	11	1	1:41.208	25.992	33.882	41.334
3	1	1:41.964	26.272	34.246	41.446	12	1	1:41.411	26.092	34.053	41.266
4	1	1:42.043	26.148	34.253	41.642	13	1	1:41.533	25.965	34.100	41.468
5	1	1:42.045	26.500	34.253	41.292	14	1	1:41.662	25.957	34.200	41.505
6	1	1:41.581	26.155	34.169	41.257	15	1	1:41.873	26.219	34.288	41.366
7	1	1:41.494	26.100	34.018	41.376	16	1	1:42.156	26.214	34.438	41.504
8	1	1:41.227	26.094	33.869	41.264	17	1	1:42.603	26.118	34.946	41.539
9	1	1:41.312	25.992	33.955	41.365						

8 Dario Caso (ITA) (Chevrolet Camaro)						Theoretische Bestzeit: 1:42.544					
Lap	D	Time	S1	S2	S3	Lap	D	Time	S1	S2	S3
1	1	1:55.648	34.844	37.863	42.941	9	1	1:44.102	26.608	34.851	42.643
2	1	1:46.522	27.129	36.123	43.270	10	1	1:44.128	26.764	34.922	42.442
3	1	1:44.925	27.177	35.577	42.171	11	1	1:49.681	27.376	38.988	43.317
4	1	1:43.635	26.695	34.900	42.040	12	1	2:30.403	40.350	45.134	
5	1	1:42.951	26.298	34.504	42.149	13	1	4:03.707	2:46.141	35.320	42.246
6	1	1:43.761	26.501	34.955	42.305	14	1	1:43.819	26.871	35.005	41.943
7	1	1:44.516	26.898	34.716	42.902	15	1	1:43.305	26.097	35.256	41.952
8	1	1:43.324	26.500	34.865	41.959						

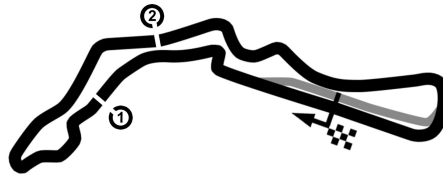
14 Ulysse Delsaux (FRA) (Ford Mustang)						Theoretische Bestzeit: 1:41.400					
Lap	D	Time	S1	S2	S3	Lap	D	Time	S1	S2	S3
1	1	1:51.088	32.450	36.798	41.840	10	1	1:42.173	26.092	34.633	41.448
2	1	1:44.279	27.178	35.495	41.606	11	1	1:41.453	25.779	34.173	41.501
3	1	1:43.151	26.408	35.031	41.712	12	1	1:42.266	26.214	34.444	41.608
4	1	1:43.296	26.157	35.323	41.816	13	1	1:41.696	25.979	34.267	41.450
5	1	1:41.472	25.824	34.182	41.466	14	1	1:42.384	26.014	34.289	42.081
6	1	1:41.802	25.999	34.258	41.545	15	1	1:44.448	27.900	34.577	41.971
7	1	1:42.287	26.001	34.564	41.722	16	1	1:41.992	26.221	34.278	41.493
8	1	1:41.985	25.990	34.431	41.564	17	1	1:42.009	26.232	34.310	41.467
9	1	1:48.524	26.150	34.464	47.910						

CZECH TRUCK PRIX 2024

Autodrom Most, length 4212 m

30. August - 01. September 2024

Nascar Whelen Euro Series Pro



Lap Analysis race 1, 31.08.2024

-Reg.No.: 003ZAO240822

21 Liam Lambert (GBR) (Chevrolet Camaro)						Theoretische Bestzeit: 1:42.814					
Lap	D	Time	S1	S2	S3	Lap	D	Time	S1	S2	S3
1	1	1:55.096	34.441	37.648	43.007	10	1	1:43.944	26.533	35.242	42.169
2	1	1:46.769	27.074	36.080	43.615	11	1	1:43.918	26.367	35.285	42.266
3	1	1:44.291	26.702	35.186	42.403	12	1	1:43.374	26.044	34.985	42.345
4	1	1:43.209	26.338	34.806	42.065	13	1	1:43.210	26.067	34.705	42.438
5	1	1:43.673	26.251	35.155	42.267	14	1	1:45.522	26.765	36.178	42.579
6	1	1:43.549	26.136	35.013	42.400	15	1	1:45.633	26.241	36.447	42.945
7	1	1:43.929	26.452	35.090	42.387	16	1	1:44.852	26.500	35.630	42.722
8	1	1:43.799	26.411	35.115	42.273	17	1	1:45.140	26.678	35.355	43.107
9	1	1:44.104	26.301	35.407	42.396						

24 Vittorio Ghirelli (ITA) (Chevrolet Camaro)						Theoretische Bestzeit: 1:40.504					
Lap	D	Time	S1	S2	S3	Lap	D	Time	S1	S2	S3
1	1	1:45.183	29.285	34.580	41.318	10	1	1:40.979	25.523	34.109	41.347
2	1	1:41.273	25.905	33.928	41.440	11	1	1:42.201	26.383	34.306	41.512
3	1	1:40.992	25.718	33.975	41.299	12	1	1:41.865	25.736	34.605	41.524
4	1	1:41.045	25.938	33.913	41.194	13	1	1:41.356	25.819	34.152	41.385
5	1	1:40.727	25.698	33.882	41.147	14	1	1:42.057	25.958	34.583	41.516
6	1	1:40.681	25.700	33.879	41.102	15	1	1:41.570	25.760	34.256	41.554
7	1	1:40.693	25.649	33.932	41.112	16	1	1:41.574	25.795	34.192	41.587
8	1	1:41.141	25.764	34.043	41.334	17	1	1:41.960	25.970	34.270	41.720
9	1	1:40.950	25.670	33.996	41.284						

27 Simone Giussani (ITA) (Ford Mustang)						Theoretische Bestzeit: 1:42.831					
Lap	D	Time	S1	S2	S3	Lap	D	Time	S1	S2	S3
1	1	1:53.468	33.197	36.656	43.615	10	1	1:43.943	26.319	35.194	42.430
2	1	1:48.252	27.258	37.226	43.768	11	1	1:43.911	26.218	35.538	42.155
3	1	1:45.038	27.226	35.262	42.550	12	1	1:43.412	25.941	34.948	42.523
4	1	1:43.274	26.108	34.941	42.225	13	1	1:43.096	26.034	34.735	42.327
5	1	1:43.310	26.104	34.804	42.402	14	1	1:46.114	26.997	35.920	43.197
6	1	1:43.769	26.229	35.010	42.530	15	1	1:46.898	26.500	35.742	44.656
7	1	1:43.988	26.458	34.983	42.547	16	1	1:44.297	26.506	35.116	42.675
8	1	1:43.666	26.136	35.043	42.487	17	1	1:48.356	27.323	37.218	43.815
9	1	1:44.111	26.109	35.421	42.581						

30 Ryan Vargas (USA) (Chevrolet Camaro)						Theoretische Bestzeit: 1:41.974					
Lap	D	Time	S1	S2	S3	Lap	D	Time	S1	S2	S3
1	1	1:52.444	32.919	36.502	43.023	10	1	1:42.330	26.265	34.551	41.514
2	1	1:44.127	26.251	35.930	41.946	11	1	1:42.379	26.263	34.289	41.827
3	1	1:42.486	26.171	34.526	41.789	12	1	1:43.231	26.898	34.625	41.708
4	1	1:43.516	26.351	35.281	41.884	13	1	1:42.742	26.361	34.779	41.602
5	1	1:42.752	26.500	34.506	41.746	14	1	1:44.223	26.316	34.976	42.931
6	1	1:42.353	26.385	34.310	41.658	15	1	1:42.596	26.256	34.451	41.889
7	1	1:42.724	26.506	34.582	41.636	16	1	1:42.662	26.477	34.429	41.756
8	1	1:42.621	26.492	34.498	41.631	17	1	1:42.885	26.324	34.831	41.730
9	1	1:43.401	26.412	34.437	42.552						


33 Lucas Lasserre (FRA) (Ford Mustang)						Theoretische Bestzeit: 1:43.563					
Lap	D	Time	S1	S2	S3	Lap	D	Time	S1	S2	S3
1	1	1:48.499	30.932	34.941	42.626	9	1	1:49.402	30.428	35.732	43.242
2	1	2:08.656	26.697	44.634		10	1	1:46.568	27.221	35.902	43.445
3	1	3:07.372	1:46.753	37.788	42.831	11	1	1:46.563	27.114	36.206	43.243
4	1	1:43.806	26.473	34.920	42.413	12	1	1:54.330	29.346	39.027	45.957
5	1	1:44.223	26.412	34.895	42.916	13	1	1:53.078	29.415	38.755	44.908
6	1	1:45.749	26.821	36.672	42.256	14	1	1:51.556	28.417	38.586	44.553
7	1	1:53.839	34.904	35.914	43.021	15	1	1:57.239	32.876	39.294	45.069
8	1	1:45.462	27.292	35.590	42.580						

CZECH TRUCK PRIX 2024

Autodrom Most, length 4212 m

30. August - 01. September 2024

Nascar Whelen Euro Series Pro



Lap Analysis race 1, 31.08.2024

-Reg.No.: 003ZAO240822

34 Thomas Toffel (CHE) (Chevrolet Camaro)

Theoretische Bestzeit: 1:41.858

Lap	D	Time	S1	S2	S3	Lap	D	Time	S1	S2	S3
1	1	1:50.770	32.287	36.273	42.210	10	1	1:42.921	26.319	34.589	42.013
2	1	1:43.943	27.113	34.752	42.078	11	1	1:42.936	26.353	34.877	41.706
3	1	1:43.086	26.381	35.116	41.589	12	1	1:42.561	26.090	34.583	41.888
4	1	1:42.584	26.128	34.942	41.514	13	1	1:42.605	26.027	35.016	41.562
5	1	1:42.204	26.182	34.536	41.486	14	1	1:49.166	26.479	35.026	47.661
6	1	1:41.961	26.089	34.345	41.527	15	1	1:42.960	26.302	34.695	41.963
7	1	1:42.397	26.363	34.362	41.672	16	1	1:43.000	26.513	34.662	41.825
8	1	1:42.190	26.111	34.444	41.635	17	1	1:42.629	26.385	34.507	41.737
9	1	1:42.413	26.053	34.520	41.840						

43 Riccardo Romagnoli (ITA) (Chevrolet Camaro)

Theoretische Bestzeit: 1:45.586

Lap	D	Time	S1	S2	S3	Lap	D	Time	S1	S2	S3
1	1	1:53.177	33.355	36.772	43.050	3	1	1:46.160	27.792	35.698	42.670
2	1	1:48.899	27.218	36.582	45.099	4	1	2:13.631	30.829	39.821	

46 Thomas Krasonis (GRC) (Chevrolet Camaro)

Theoretische Bestzeit:

Lap	D	Time	S1	S2	S3	Lap	D	Time	S1	S2	S3
1	1	1:54.369	34.148	36.834	43.387	10	1	1:42.942			
2	1	1:47.271				11	1	1:42.680			
3	1	1:42.959				12	1	1:42.926			
4	1	1:43.047				13	1	1:42.740			
5	1	1:42.462				14	1	1:43.790			
6	1	1:43.169				15	1	1:43.220			
7	1	1:43.086				16	1	1:43.549			
8	1	1:42.603				17	1	1:43.001			
9	1	1:42.565									

47 Victor Neumann (FRA) (Chevrolet Camaro)

Theoretische Bestzeit: 1:43.409

Lap	D	Time	S1	S2	S3	Lap	D	Time	S1	S2	S3
1	1	1:55.365	35.522	36.936	42.907	6	1	1:43.647	26.700	34.763	42.184
2	1	1:48.069	27.722	37.186	43.161	7	1	1:43.764	26.462	35.085	42.217
3	1	1:45.314	27.217	35.901	42.196	8	1	1:43.774	26.730	34.815	42.229
4	1	1:43.952	26.626	34.952	42.374	9	1	1:45.215	26.558	36.364	42.293
5	1	1:44.005	26.573	34.980	42.452	10	1	2:01.454	31.101	36.004	

48 Nick Strickler (USA) (Chevrolet Camaro)

Theoretische Bestzeit: 1:42.653

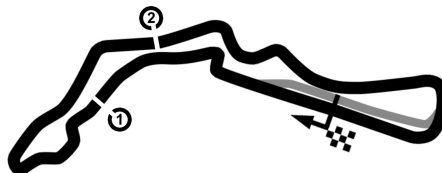
Lap	D	Time	S1	S2	S3	Lap	D	Time	S1	S2	S3
1	1	1:54.831	34.110	37.452	43.269	10	1	1:44.892	27.146	35.571	42.175
2	1	1:47.545	27.144	36.478	43.923	11	1	1:45.895	27.667	35.959	42.269
3	1	1:46.075	27.955	35.873	42.247	12	1	1:44.265	26.724	35.307	42.234
4	1	1:43.804	26.580	34.741	42.483	13	1	1:44.740	26.796	35.570	42.374
5	1	1:43.992	26.684	35.038	42.270	14	1	1:45.576	26.996	35.773	42.807
6	1	1:43.866	26.445	35.017	42.404	15	1	1:44.986	26.808	35.490	42.688
7	1	1:43.881	26.186	34.467	43.228	16	1	1:45.628	27.010	35.674	42.944
8	1	1:44.421	27.114	35.307	42.000	17	1	1:44.668	27.131	35.313	42.224
9	1	1:43.891	26.681	35.047	42.163						

CZECH TRUCK PRIX 2024

Autodrom Most, length 4212 m

30. August - 01. September 2024

Nascar Whelen Euro Series Pro



Lap Analysis race 1, 31.08.2024

-Reg.No.: 003ZAO240822

50 Liam Hezemans (NLD) (Toyota Camry)

Theoretische Bestzeit: 1:40.659

Lap	D	Time	S1	S2	S3	Lap	D	Time	S1	S2	S3
1	1	1:50.194	31.886	35.305	43.003	10	1	1:41.280	25.745	34.100	41.435
2	1	1:43.056	26.286	34.960	41.810	11	1	1:41.065	25.785	34.194	41.086
3	1	1:42.009	26.296	34.384	41.329	12	1	1:41.546	25.961	34.320	41.265
4	1	1:41.606	26.402	34.049	41.155	13	1	1:41.727	26.062	34.366	41.299
5	1	1:41.322	25.903	34.217	41.202	14	1	1:41.350	25.990	34.176	41.184
6	1	1:41.400	25.919	34.096	41.385	15	1	1:41.749	25.901	34.301	41.547
7	1	1:41.180	25.839	34.083	41.258	16	1	1:42.326	25.999	34.602	41.725
8	1	1:40.831	25.756	33.938	41.137	17	1	1:43.593	26.249	35.049	42.295
9	1	1:40.659	25.672	33.918	41.069						

54 Gianmarco Ercoli (ITA) (Chevrolet Camaro)

Theoretische Bestzeit: 1:42.169

Lap	D	Time	S1	S2	S3	Lap	D	Time	S1	S2	S3
1	1	1:48.411	31.273	34.847	42.291	10	1	1:44.136	26.623	35.045	42.468
2	1	1:45.203	26.982	36.241	41.980	11	1	1:44.219	26.564	35.354	42.301
3	1	1:42.444	26.445	34.407	41.592	12	1	1:43.292	26.310	34.723	42.259
4	1	1:51.891	34.968	34.717	42.206	13	1	1:42.857	26.170	34.768	41.919
5	1	1:44.758	26.356	34.725	43.677	14	1	1:45.991	26.964	36.116	42.911
6	1	1:43.787	26.267	35.004	42.516	15	1	1:46.840	26.846	35.420	44.574
7	1	1:44.984	26.829	34.971	43.184	16	1	1:44.325	26.823	34.788	42.714
8	1	1:43.550	26.461	34.931	42.158	17	1	1:43.739	26.848	34.872	42.019
9	1	1:44.087	26.372	34.995	42.720						

55 Fabrizio Armetta (ITA) (Chevrolet Camaro)

Theoretische Bestzeit: 1:41.000

Lap	D	Time	S1	S2	S3	Lap	D	Time	S1	S2	S3
1	1	1:49.624	31.573	35.479	42.572	10	1	1:41.702	26.140	34.348	41.214
2	1	1:43.379	26.613	34.780	41.986	11	1	1:41.913	26.031	34.323	41.559
3	1	1:42.719	26.754	34.523	41.442	12	1	1:41.572	26.007	34.212	41.353
4	1	1:42.210	26.801	34.197	41.212	13	1	1:41.350	25.886	34.228	41.236
5	1	1:41.573	26.181	34.227	41.165	14	1	1:41.804	26.057	34.332	41.415
6	1	1:41.501	26.039	34.118	41.344	15	1	1:41.950	26.057	34.532	41.361
7	1	1:41.354	26.204	34.026	41.124	16	1	1:42.097	26.088	34.423	41.586
8	1	1:41.598	26.058	34.283	41.257	17	1	1:42.534	26.194	34.597	41.743
9	1	1:41.138	26.024	34.010	41.104						

66 Thomas Dombrowski (FRA) (Chevrolet Camaro)

Theoretische Bestzeit: 1:42.558

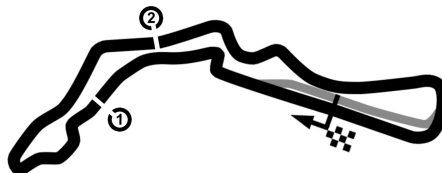
Lap	D	Time	S1	S2	S3	Lap	D	Time	S1	S2	S3
1	1	1:53.909	33.923	36.633	43.353	10	1	1:43.841	26.444	35.207	42.190
2	1	1:46.642	26.947	36.311	43.384	11	1	1:43.998	26.306	35.064	42.628
3	1	1:44.873	27.241	35.498	42.134	12	1	1:44.834	26.344	35.790	42.700
4	1	1:42.814	25.996	34.830	41.988	13	1	1:45.029	26.524	35.258	43.247
5	1	1:43.918	26.255	34.680	42.983	14	1	1:46.372	26.555	36.183	43.634
6	1	1:42.748	25.951	34.688	42.109	15	1	1:47.807	26.515	35.697	45.595
7	1	1:42.647	25.936	34.752	41.959	16	1	1:46.449	26.660	35.947	43.842
8	1	1:43.696	25.919	35.585	42.192	17	1	1:49.165	27.216	37.467	44.482
9	1	1:43.780	26.198	34.928	42.654						

CZECH TRUCK PRIX 2024

Autodrom Most, length 4212 m

30. August - 01. September 2024

Nascar Whelen Euro Series Pro



Lap Analysis race 1, 31.08.2024

-Reg.No.: 003ZAO240822

69 Sebastiaan Bleekemolen (NLD) (Toyota Camry)						Theoretische Bestzeit: 1:40.641					
Lap	D	Time	S1	S2	S3	Lap	D	Time	S1	S2	S3
1	1	1:46.639	30.233	34.652	41.754	10	1	1:41.261	25.595	34.252	41.414
2	1	1:41.488	25.900	34.309	41.279	11	1	1:41.434	25.712	34.248	41.474
3	1	1:41.653	25.803	34.397	41.453	12	1	1:41.971	25.712	34.732	41.527
4	1	1:41.233	25.642	34.009	41.582	13	1	1:41.530	25.589	34.388	41.553
5	1	1:40.934	25.446	34.027	41.461	14	1	1:41.177	25.620	34.175	41.382
6	1	1:40.668	25.472	33.987	41.209	15	1	1:41.931	25.936	34.559	41.436
7	1	1:41.240	25.655	34.195	41.390	16	1	1:42.337	26.125	34.594	41.618
8	1	1:40.939	25.571	34.160	41.208	17	1	1:41.878	25.818	34.495	41.565
9	1	1:41.418	25.630	34.433	41.355						

72 Marc Goossens (BEL) (Toyota Camry)						Theoretische Bestzeit: 1:40.742					
Lap	D	Time	S1	S2	S3	Lap	D	Time	S1	S2	S3
1	1	1:46.331	29.966	34.634	41.731	10	1	1:41.326	25.736	34.164	41.426
2	1	1:41.510	25.815	34.159	41.536	11	1	1:41.490	25.698	34.312	41.480
3	1	1:41.521	25.855	34.177	41.489	12	1	1:41.278	25.793	34.163	41.322
4	1	1:41.080	25.740	34.116	41.224	13	1	1:41.429	25.643	34.236	41.550
5	1	1:40.771	25.672	33.887	41.212	14	1	1:41.624	25.743	34.465	41.416
6	1	1:41.015	25.763	33.968	41.284	15	1	1:42.151	26.408	34.350	41.393
7	1	1:40.952	25.716	33.957	41.279	16	1	1:42.219	26.314	34.410	41.495
8	1	1:41.243	25.845	34.094	41.304	17	1	1:42.263	25.988	34.601	41.674
9	1	1:41.331	25.845	34.096	41.390						

88 Max Lanza (ITA) (Chevrolet Camaro)						Theoretische Bestzeit: 1:41.728					
Lap	D	Time	S1	S2	S3	Lap	D	Time	S1	S2	S3
1	1	1:50.947	32.495	36.401	42.051	10	1	1:42.642	26.245	34.613	41.784
2	1	1:43.444	26.712	34.696	42.036	11	1	1:42.894	26.169	34.967	41.758
3	1	1:43.093	26.379	35.062	41.652	12	1	1:42.655	25.931	34.983	41.741
4	1	1:42.294	26.192	34.458	41.644	13	1	1:44.042	26.198	36.017	41.827
5	1	1:41.919	25.723	34.649	41.547	14	1	1:44.316	26.394	34.654	43.268
6	1	1:42.559	26.090	34.793	41.676	15	1	1:44.319	27.222	34.888	42.209
7	1	1:42.395	26.004	34.760	41.631	16	1	1:43.571	27.101	34.898	41.572
8	1	1:42.145	25.982	34.534	41.629	17	1	1:43.068	26.057	34.957	42.054
9	1	1:42.550	26.058	34.553	41.939						

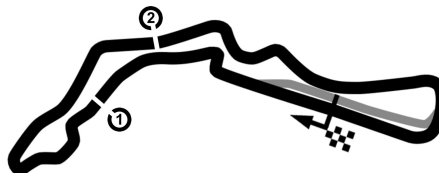
99 Tobias Dauenhauer (DEU) (Chevrolet Camaro)						Theoretische Bestzeit: 1:41.140					
Lap	D	Time	S1	S2	S3	Lap	D	Time	S1	S2	S3
1	1	1:50.509	32.397	35.646	42.466	10	1	1:41.802	25.881	34.328	41.593
2	1	1:43.371	26.692	34.830	41.849	11	1	1:41.836	25.982	34.332	41.522
3	1	1:42.730	26.466	34.525	41.739	12	1	1:41.914	25.896	34.455	41.563
4	1	1:42.553	26.548	34.400	41.605	13	1	1:41.972	26.113	34.325	41.534
5	1	1:41.273	25.672	34.156	41.445	14	1	1:42.219	26.519	34.334	41.366
6	1	1:41.544	25.839	34.117	41.588	15	1	1:41.951	25.911	34.515	41.525
7	1	1:41.577	25.806	34.300	41.471	16	1	1:41.927	26.065	34.281	41.581
8	1	1:41.748	25.854	34.430	41.464	17	1	1:42.583	26.111	34.699	41.773
9	1	1:41.471	25.805	34.315	41.351						

CZECH TRUCK PRIX 2024

Autodrom Most, length 4212 m

30. August - 01. September 2024

Nascar Whelen Euro Series Pro



Best Sector Times race 1

-Reg.No.: 003ZAO240822

Pos.	sector 1			sector 2			sector 3			theoretical and best lap time				
	No	Driver	Time	No	Driver	Time	No	Driver	Time	No	Driver	theoretical	Best	Pos
1	69	Bleekemolen S.	25.446	3	Jouffreau P.	33.856	3	Jouffreau P.	40.969	3	Jouffreau P.	1:40.368	1:40.472	
2	24	Ghirelli V.	25.523	7	Doubek M.	33.869	50	Hezemans L.	41.069	24	Ghirelli V.	1:40.504	1:40.681	
3	3	Jouffreau P.	25.543	24	Ghirelli V.	33.879	24	Ghirelli V.	41.102	69	Bleekemolen S.	1:40.641	1:40.668	
4	72	Goossens M.	25.643	72	Goossens M.	33.887	55	Armetta F.	41.104	50	Hezemans L.	1:40.659	1:40.659	
5	99	Dauenhauer T.	25.672	50	Hezemans L.	33.918	69	Bleekemolen S.	41.208	72	Goossens M.	1:40.742	1:40.771	
6	50	Hezemans L.	25.672	69	Bleekemolen S.	33.987	72	Goossens M.	41.212	55	Armetta F.	1:41.000	1:41.138	
7	88	Lanza M.	25.723	55	Armetta F.	34.010	7	Doubek M.	41.257	7	Doubek M.	1:41.032	1:41.208	
8	14	Delsaux U.	25.779	99	Dauenhauer T.	34.117	1	Tziortzis V.	41.341	99	Dauenhauer T.	1:41.140	1:41.273	
9	55	Armetta F.	25.886	14	Delsaux U.	34.173	99	Dauenhauer T.	41.351	14	Delsaux U.	1:41.400	1:41.453	
10	7	Doubek M.	25.906	1	Tziortzis V.	34.238	14	Delsaux U.	41.448	1	Tziortzis V.	1:41.566	1:41.771	
11	66	Dombrowski T.	25.919	30	Vargas R.	34.289	34	Toffel T.	41.486	88	Lanza M.	1:41.728	1:41.919	
12	27	Giussani S.	25.941	34	Toffel T.	34.345	30	Vargas R.	41.514	34	Toffel T.	1:41.858	1:41.961	
13	1	Tziortzis V.	25.987	54	Ercoli G.	34.407	88	Lanza M.	41.547	30	Vargas R.	1:41.974	1:42.330	
14	34	Toffel T.	26.027	88	Lanza M.	34.458	54	Ercoli G.	41.592	54	Ercoli G.	1:42.169	1:42.444	
15	21	Lambert L.	26.044	48	Strickler N.	34.467	8	Caso D.	41.943	8	Caso D.	1:42.544	1:42.951	
16	8	Caso D.	26.097	8	Caso D.	34.504	66	Dombrowski T.	41.959	66	Dombrowski T.	1:42.558	1:42.647	
17	54	Ercoli G.	26.170	66	Dombrowski T.	34.680	48	Strickler N.	42.000	48	Strickler N.	1:42.653	1:43.804	
18	30	Vargas R.	26.171	21	Lambert L.	34.705	21	Lambert L.	42.065	21	Lambert L.	1:42.814	1:43.209	
19	48	Strickler N.	26.186	27	Giussani S.	34.735	27	Giussani S.	42.155	27	Giussani S.	1:42.831	1:43.096	
20	33	Lasserre L.	26.412	47	Neumann V.	34.763	47	Neumann V.	42.184	47	Neumann V.	1:43.409	1:43.647	
21	47	Neumann V.	26.462	33	Lasserre L.	34.895	33	Lasserre L.	42.256	33	Lasserre L.	1:43.563	1:43.806	
22	43	Romagnoli R.	27.218	43	Romagnoli R.	35.698	43	Romagnoli R.	42.670	43	Romagnoli R.	1:45.586	1:46.160	
23	46	Krasonis T.	00.000	46	Krasonis T.	36.834	46	Krasonis T.	43.387	46	Krasonis T.	00.000	1:42.462	



Lapchart: Nascar Whelen Euro Series Pro race 1

POS	1	2	3	4	5	6	7	8	9	10	11	12	13	14	15	16	17	18	19	20	21	22	23	24	
LAP 1	24	3	72	69	54	33	7	55	50	1	99	34	88	14	30	43	27	66	46	48	21	47	8		
LAP 2	24	3	72	69	7	55	50	54	99	88	34	1	14	30	66	46	27	21	43	8	48	47	33		
LAP 3	24	3	72	69	7	50	55	54	99	88	34	1	14	30	46	66	21	27	8	43	48	47	33		
LAP 4	24	3	72	69	7	50	55	99	88	34	14	1	30	46	54	66	21	27	8	48	47	43	33		
LAP 5	24	3	72	69	50	7	55	99	88	34	14	1	30	46	66	54	21	27	8	48	47	33			
LAP 6	24	3	72	69	50	7	55	99	88	34	14	1	30	46	66	54	21	27	8	48	47	33			
LAP 7	24	3	72	69	50	7	55	99	88	34	14	1	30	46	66	21	27	54	8	48	47	33			
LAP 8	24	3	72	69	50	7	55	99	88	34	14	1	30	46	66	21	27	54	8	47	48	33			
LAP 9	24	3	72	69	50	7	55	99	88	34	1	30	14	46	66	21	27	54	8	48	47	33			
LAP 10	24	3	72	69	50	7	55	99	88	34	1	30	14	46	66	21	27	54	8	48	47	33			
LAP 11	24	3	72	69	50	7	55	99	88	34	1	30	14	46	66	21	27	54	48	8	33				
LAP 12	24	3	72	69	50	7	55	99	88	34	1	14	30	46	66	21	27	54	48	8	33				
LAP 13	24	3	72	69	50	7	55	99	34	88	1	14	30	46	66	21	27	54	48	33	8				
LAP 14	24	3	72	69	50	7	55	99	1	14	88	30	34	46	21	66	27	54	48	33	8				
LAP 15	24	3	72	69	50	7	55	99	1	88	14	30	34	46	21	27	54	66	48	33	8				
LAP 16	24	3	72	69	50	7	55	99	1	14	88	30	34	46	21	27	54	66	48						
LAP 17	24	3	72	69	50	7	55	99	1	14	88	30	34	46	21	54	27	66	48						