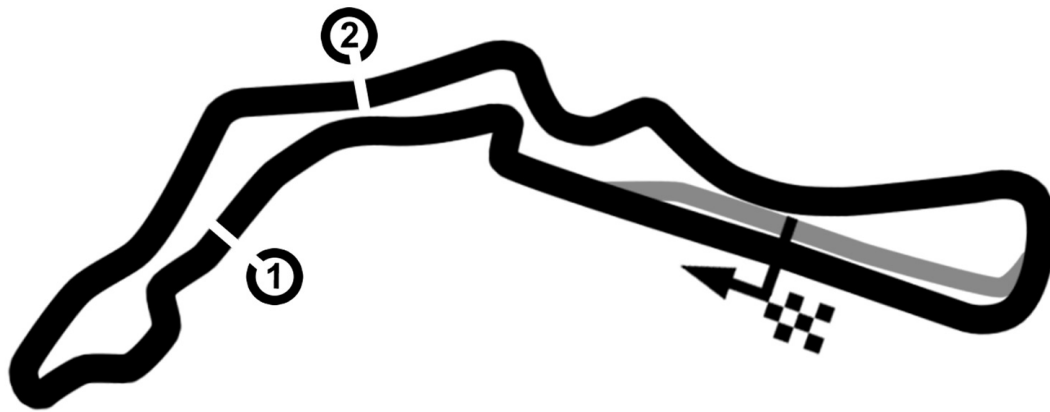




## CZECH TRUCK PRIX 2023

race 2



Autodrom Most 4212 m

25. - 27. August 2023

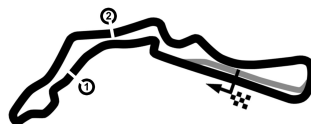


# CZECH TRUCK PRIX 2023

Autodrom Most, length 4212 m

25. - 27. August 2023

Nascar Whelen Euro Series 2



## Result race 2

started : 23

classified : 23

not classified : 0

-Reg.No.: 004ZAO230814

Pos	No.	Cl.	Entrant Name	License License	Team/Sponsor Make	Lap	Total kmh	GAP Diff.	fastest kmh	at Lap
1	54		Alberto Naska / ITA	465544	Chevrolet Camaro	14	30:21.599 116.538		2:01.074 125.239	7
2	3		Paul Jouffreau / FRA	299719	Ford Mustang	14	30:24.040 116.382	02.441	2:01.519 124.780	8
3	7		Martin Doubek / CZE	23AS1505	Ford Mustang	14	30:24.896 116.327	03.297	2:02.244 124.040	3
4	50		Gil Linster / LUX	A1427	Toyota Camry	14	30:36.134 115.615	14.535	2:02.410 123.872	5
5	18	Legend	Claudio Remigio Cappelli / ITA	341823	Ford Mustang	14	30:40.862 115.318	19.263	2:02.119 124.167	4
6	48	Rookie	Jack Davidson / GBR	297777	Chevrolet Camaro	14	30:44.619 115.083	23.020	2:02.615 123.665	6
7	34	Rookie	Thomas Toffel / CHE	1830	Chevrolet Camaro	14	30:51.451 114.659	29.852	2:03.828 122.454	5
8	88	Legend	Roberto Benedetti / ITA	110137	Chevrolet Camaro	14	31:06.526 113.733	44.927	2:04.305 121.984	7
9	69	Legend	Melvin De Groot / NLD	11494	Ford Mustang	14	31:38.649 111.808	1:17.050	2:06.271 120.085	7
10	65	Legend	Riccardo Romagnoli / ITA	19192	Chevrolet Camaro	14	32:14.148 109.756	1:52.549	2:06.283 120.073	7
11	72	Legend	Michael Bleekemolen / NLD	1276	Chevrolet Camaro	14	32:30.229 108.851	2:08.630	2:10.723 115.995	7
12	9	Rookie	Valerio Marzi / ITA	504128	Chevrolet Camaro	13	30:23.325 108.111	1 Runde	2:11.071 115.687	9
13	8	Legend	Paolo Valeri / ITA	407119	Chevrolet Camaro	13	30:23.992 108.072	1 Runde	2:10.395 116.287	7
14	56	Rookie	Sven Van Laere / BEL	700701	Chevrolet Camaro	13	30:30.938 107.662	1 Runde	2:11.254 115.526	10
15	99	Lady	Alina Loibnegger / AUT	JA3015	Chevrolet Camaro	13	31:06.296 105.622	1 Runde	2:10.690 116.024	7
16	14	Lady	Arianna Casoli / ITA	65558	Ford Mustang	13	32:03.729 102.468	1 Runde	2:17.928 109.936	7
17	66	Rookie	Thomas Dombrowski / FRA	123583	Chevrolet Camaro	13	32:21.159 101.548	1 Runde	2:06.808 119.576	5
18	1	Lady	Stefani Mogorovic / HRV	2522	Ford Mustang	12	32:22.676 93.664	2 Runden	2:20.235 108.127	10
19	64	Legend	Eric Quintal / FRA	46955	Ford Mustang	6	22:40.823 66.856	8 Runden	2:24.288 105.090	5
20	27		Patrick Schober / AUT	JA2004	Ford Mustang	4	10:29.953 96.281	10 Runden	2:11.621 115.204	3
21	5		Vladimiro Tziortzis / CYP	ITC-C102	EuroNASCAR FJ	3	7:47.684 97.266	11 Runden	2:04.946 121.358	3
22	46	Rookie	Nick Schneider / BRA	10784	Chevrolet Camaro	1	3:35.876 70.240	13 Runden	00.000	
23	40	Legend	Matthias Hauer / GER	24870	Ford Mustang	1	3:42.948 68.012	13 Runden	00.000	

fastest lap: 54 Naska Alberto 2:01.074 =125.239 km/h

Issued:

Clerk of the Course:

Timekeeper:

subject to final scrutineering



Timekeeping and Dataservice: wige SOLUTIONS GmbH & Co. KG, Meckenheim (GER)

Chief timekeeping: Stefan Schlerkmann, Roetgen (GER), stefan.schlerkmann@wige.de

Page 1

printed : 27.8.2023 - 11:41

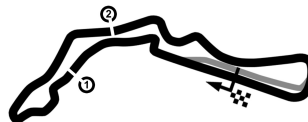
# CZECH TRUCK PRIX 2023

Autodrom Most, length 4212 m

25. - 27. August 2023

Nascar Whelen Euro Series 2

Result race 2, 27.08.2023



-Reg.No.: 004ZAO230814

Pos	No.	Cl.	Entrant Driver, Place	Team Make	Lap	Time total	Interval GAP	Avg. Total	fastest Avg.	at Lap
-----	-----	-----	--------------------------	--------------	-----	------------	-----------------	---------------	-----------------	-----------

## Lady

Started: 3      Classified: 3      Not Classified: 0

1	99	Lady	Alina Loibnegger / AUT	Chevrolet Camaro	13	31:06.296		105.622	2:10.690	7
2	14	Lady	Arianna Casoli / ITA	Ford Mustang	13	32:03.729	+57.433	102.468	2:17.928	7
3	1	Lady	Stefani Mogorovic / HRV	Ford Mustang	12	32:22.676	1 Rd.	93.664	2:20.235	10



Timekeeping and Dataservice: wige SOLUTIONS GmbH & Co. KG, Meckenheim (GER)  
Chief timekeeping: Stefan Schlerkmann, Roetgen (GER), stefan.schlerkmann@wige.de

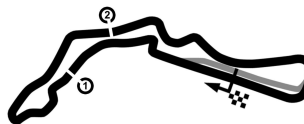
# CZECH TRUCK PRIX 2023

Autodrom Most, length 4212 m

25. - 27. August 2023

Nascar Whelen Euro Series 2

Result race 2, 27.08.2023



-Reg.No.: 004ZAO230814

Pos	No.	Cl.	Entrant Driver, Place	Team Make	Lap	Time total	Interval GAP	Avg. Total	fastest Avg.	at Lap
-----	-----	-----	--------------------------	--------------	-----	------------	-----------------	---------------	-----------------	-----------

## Legend

**Started: 10**      **Classified: 10**      **Not Classified: 0**

1	18	Legend	<b>Claudio Remigio Cappelli / ITA</b>	<b>Ford Mustang</b>	14	<b>30:40.862</b>		115.318	2:02.119	4
									124.167	
2	88	Legend	<b>Roberto Benedetti / ITA</b>	<b>Chevrolet Camaro</b>	14	<b>31:06.526</b>	25.664	113.733	2:04.305	7
							+25.664		121.984	
3	69	Legend	<b>Melvin De Groot / NLD</b>	<b>Ford Mustang</b>	14	<b>31:38.649</b>	57.787	111.808	2:06.271	7
							+32.123		120.085	
4	65	Legend	<b>Riccardo Romagnoli / ITA</b>	<b>Chevrolet Camaro</b>	14	<b>32:14.148</b>	1:33.286	109.756	2:06.283	7
							+35.499		120.073	
5	72	Legend	<b>Michael Bleekemolen / NLD</b>	<b>Chevrolet Camaro</b>	14	<b>32:30.229</b>	1:49.367	108.851	2:10.723	7
							+16.081		115.995	
6	8	Legend	<b>Paolo Valeri / ITA</b>	<b>Chevrolet Camaro</b>	13	<b>30:23.992</b>	1 Rd.	108.072	2:10.395	7
							1 Rd.		116.287	
7	56	Legend	<b>Sven Van Laere / BEL</b>	<b>Chevrolet Camaro</b>	13	<b>30:30.938</b>	1 Rd.	107.662	2:11.254	10
							+06.946		115.526	
8	14	Legend	<b>Arianna Casoli / ITA</b>	<b>Ford Mustang</b>	13	<b>32:03.729</b>	1 Rd.	102.468	2:17.928	7
							+1:32.791		109.936	
9	64	Legend	<b>Eric Quintal / FRA</b>	<b>Ford Mustang</b>	6	<b>22:40.823</b>	8 Rd.	66.856	2:24.288	5
							7 Rd.		105.090	
10	40	Legend	<b>Matthias Hauer / GER</b>	<b>Ford Mustang</b>	1	<b>3:42.948</b>	13 Rd.	68.012	00.000	
							5 Rd.		0.000	

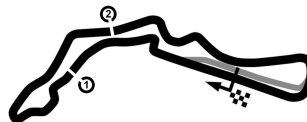
# CZECH TRUCK PRIX 2023

Autodrom Most, length 4212 m

25. - 27. August 2023

Nascar Whelen Euro Series 2

Result race 2, 27.08.2023



-Reg.No.: 004ZAO230814

Pos	No.	Cl.	Entrant Driver, Place	Team Make	Lap	Time total	Interval GAP	Avg. Total	fastest Avg.	at Lap
-----	-----	-----	--------------------------	--------------	-----	------------	-----------------	---------------	-----------------	-----------

## Rookie

**Started: 7**      **Classified: 7**      **Not Classified: 0**

1	48	Rookie	Jack Davidson / GBR	Chevrolet Camaro	14	30:44.619		115.083	2:02.615	6
2	34	Rookie	Thomas Toffel / CHE	Chevrolet Camaro	14	30:51.451	06.832	114.659	2:03.828	5
3	9	Rookie	Valerio Marzi / ITA	Chevrolet Camaro	13	30:23.325	1 Rd.	108.111	2:11.071	9
4	56	Rookie	Sven Van Laere / BEL	Chevrolet Camaro	13	30:30.938	1 Rd.	107.662	2:11.254	10
5	66	Rookie	Thomas Dombrowski / FRA	Chevrolet Camaro	13	32:21.159	1 Rd.	101.548	2:06.808	5
6	1	Rookie	Stefani Mogorovic / HRV	Ford Mustang	12	32:22.676	2 Rd.	93.664	2:20.235	10
7	46	Rookie	Nick Schneider / BRA	Chevrolet Camaro	1	3:35.876	13 Rd.	70.240	00.000	

fastest lap: 54 Naska Alberto 2:01.074 =125.239 km/h

Issued:

Clerk of the Course:

Timekeeper:

subject to final scrutineering



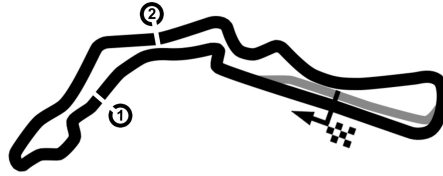
Timekeeping and Dataservice: wige SOLUTIONS GmbH & Co. KG, Meckenheim (GER)  
Chief timekeeping: Stefan Schlerkmann, Roetgen (GER), stefan.schlerkmann@wige.de

# CZECH TRUCK PRIX 2023

Autodrom Most, length 4212 m

25. - 27. August 2023

Nascar Whelen Euro Series 2



## Lap by Lap race 2, 27.08.2023

-Reg.No.: 004ZAO230814

1 Stefani Mogorovic , Ford Mustang Lady / HRV															
1	3:44.820	2	2:25.778	3	2:22.183	4	2:32.069	pit	2:49.519	6	4:04.984	7	2:32.061	8	2:25.084
9	2:22.580	10	<b>2:20.235</b>	11	2:20.689	12	2:22.674								

3 Paul Jouffreau , Ford Mustang / FRA															
1	3:32.709	2	2:05.696	3	2:02.624	4	2:02.654	5	2:02.819	6	2:03.177	7	2:08.172	8	<b>2:01.519</b>
9	2:03.951	10	2:05.647	11	2:04.625	12	2:02.756	13	2:03.431	14	2:04.260				

5 Vladimiros Tziortzis , EuroNASCAR FJ / CYP															
1	3:33.035	2	2:09.703	3	<b>2:04.946</b>										

7 Martin Doubek , Ford Mustang / CZE															
1	3:32.500	2	2:04.137	3	<b>2:02.244</b>	4	2:03.368	5	2:03.188	6	2:03.343	7	2:04.380	8	2:03.937
9	2:02.484	10	2:04.846	11	2:04.344	12	2:04.110	13	2:04.124	14	2:07.891				

8 Paolo Valeri , Chevrolet Camaro Legend / ITA															
1	3:45.369	2	2:18.824	3	2:14.378	4	2:12.379	5	2:11.028	6	2:12.260	7	<b>2:10.395</b>	8	2:11.980
9	2:10.542	10	2:12.493	11	2:13.499	12	2:14.242	13	2:16.603						

9 Valerio Marzi , Chevrolet Camaro Rookie / ITA															
1	3:38.912	2	2:19.501	3	2:13.139	4	2:13.835	5	2:13.657	6	2:12.240	7	2:11.286	8	2:12.112
9	<b>2:11.071</b>	10	2:13.011	11	2:13.344	12	2:14.866	13	2:16.351						

14 Arianna Casoli , Ford Mustang Lady / ITA															
1	3:43.284	2	2:20.148	3	2:19.806	4	2:19.011	5	2:19.977	6	2:20.332	7	<b>2:17.928</b>	8	2:19.183
9	2:25.444	10	2:25.025	11	2:23.681	12	2:25.254	13	2:24.656						

18 Claudio Remigio Cappelli , Ford Mustang Legend / ITA															
1	3:36.402	2	2:08.666	3	2:04.153	4	<b>2:02.119</b>	5	2:02.883	6	2:02.507	7	2:05.880	8	2:02.622
9	2:03.213	10	2:02.728	11	2:13.840	12	2:04.292	13	2:03.376	14	2:08.181				

27 Patrick Schober , Ford Mustang / AUT															
1	3:33.792	2	2:13.226	3	<b>2:11.621</b>	pit	2:31.314								

34 Thomas Toffel , Chevrolet Camaro Rookie / CHE															
1	3:34.453	2	2:09.709	3	2:08.138	4	2:03.930	5	<b>2:03.828</b>	6	2:04.065	7	2:04.263	8	2:04.198
9	2:06.629	10	2:05.720	11	2:05.119	12	2:05.328	13	2:07.634	14	2:08.437				

40 Matthias Hauer , Ford Mustang Legend / GER															
1	3:42.948														

46 Nick Schneider , Chevrolet Camaro Rookie / BRA															
1	3:35.876														

48 Jack Davidson , Chevrolet Camaro Rookie / GBR															
1	3:34.144	2	2:09.221	3	2:05.328	4	2:05.509	5	2:03.342	6	<b>2:02.615</b>	7	2:04.607	8	2:05.029
9	2:06.007	10	2:05.802	11	2:05.713	12	2:05.641	13	2:05.254	14	2:06.407				

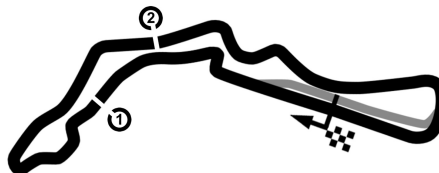
50 Gil Linster , Toyota Camry / LUX															
1	3:33.497	2	2:06.108	3	2:03.315	4	2:03.530	5	<b>2:02.410</b>	6	2:02.594	7	2:04.176	8	2:02.740

# CZECH TRUCK PRIX 2023

Autodrom Most, length 4212 m

25. - 27. August 2023

Nascar Whelen Euro Series 2



## Lap by Lap race 2, 27.08.2023

-Reg.No.: 004ZAO230814

9	2:03.392	10	2:05.989	11	2:07.123	12	2:08.512	13	2:05.865	14	2:06.883			
---	----------	----	----------	----	----------	----	----------	----	----------	----	----------	--	--	--

### 54 Alberto Naska , Chevrolet Camaro / ITA

1	3:33.348	2	2:04.574	3	2:01.439	4	2:03.297	5	2:02.063	6	2:01.444	7	<b>2:01.074</b>	8	2:02.235
9	2:03.305	10	2:03.825	11	2:04.927	12	2:05.481	13	2:06.378	14	2:08.209				

### 56 Sven Van Laere , Chevrolet Camaro Rookie / BEL

1	3:40.730	2	2:19.988	3	2:15.626	4	2:14.467	5	2:13.958	6	2:11.641	7	2:11.897	8	2:11.723
9	2:12.661	10	<b>2:11.254</b>	11	2:12.763	12	2:14.110	13	2:20.120						

### 64 Eric Quintal , Ford Mustang Legend / FRA

pit	4:11.515	2	4:56.151	pit	2:54.022	4	5:27.685	5	<b>2:24.288</b>	pit	2:47.162				
-----	----------	---	----------	-----	----------	---	----------	---	-----------------	-----	----------	--	--	--	--

### 65 Riccardo Romagnoli , Chevrolet Camaro Legend / ITA

1	3:45.761	2	2:18.516	3	2:12.680	4	2:12.404	5	2:11.075	6	2:11.003	7	<b>2:06.283</b>	8	2:13.902
9	2:07.800	10	2:11.516	11	2:10.802	12	2:11.637	13	2:09.461	14	2:11.308				

### 66 Thomas Dombrowski , Chevrolet Camaro Rookie / FRA

1	3:35.342	pit	3:16.547	3	3:57.870	4	2:07.920	5	<b>2:06.808</b>	6	2:07.029	7	2:09.081	8	2:08.001
9	2:11.127	10	2:12.658	11	2:13.207	12	2:07.706	13	2:07.863						

### 69 Melvin De Groot , Ford Mustang Legend / NLD

1	3:35.110	2	2:14.749	3	2:09.341	4	2:09.369	5	2:08.255	6	2:07.206	7	<b>2:06.271</b>	8	2:07.718
9	2:09.249	10	2:09.784	11	2:09.784	12	2:10.716	13	2:11.461	14	2:09.636				

### 72 Michael Bleekemolen , Chevrolet Camaro Legend / NLD

1	3:38.425	2	2:20.201	3	2:15.461	4	2:12.692	5	2:12.936	6	2:13.915	7	<b>2:10.723</b>	8	2:10.826
9	2:11.452	10	2:12.226	11	2:11.301	12	2:12.661	13	2:11.758	14	2:15.652				

### 88 Roberto Benedetti , Chevrolet Camaro Legend / ITA

1	3:34.809	2	2:12.571	3	2:05.415	4	2:06.989	5	2:04.675	6	2:04.985	7	<b>2:04.305</b>	8	2:05.597
9	2:06.253	10	2:06.428	11	2:08.098	12	2:07.269	13	2:07.690	14	2:11.442				

### 99 Alina Loibnegger , Chevrolet Camaro Lady / AUT


1	3:39.430	2	2:20.523	3	2:14.921	4	2:13.672	5	2:39.534	6	2:14.513	7	<b>2:10.690</b>	8	2:12.503
9	2:15.324	10	2:17.647	11	2:16.323	12	2:15.613	13	2:15.603						

# CZECH TRUCK PRIX 2023

Autodrom Most, length 4212 m

25. - 27. August 2023

Nascar Whelen Euro Series 2



## Lap Analysis race 2, 27.08.2023

-Reg.No.: 004ZAO230814

### 1 Stefani Mogorovic (HRV) (Ford Mustang)

Theoretische Bestzeit: 2:19.734

Lap	D	Time	S1	S2	S3	Lap	D	Time	S1	S2	S3
1	1	3:44.820	1:14.038	1:06.394	1:24.388	7	1	2:32.061	38.445	52.704	1:00.912
2	1	2:25.778	36.976	49.377	59.425	8	1	2:25.084	36.486	50.067	58.531
3	1	2:22.183	35.829	48.864	57.490	9	1	2:22.580	36.182	49.237	57.161
4	1	2:32.069	36.133	51.067	1:04.869	10	1	<b>2:20.235</b>	<b>35.036</b>	48.630	<b>56.569</b>
5	1	2:49.519	38.311	51.737		11	1	2:20.689	35.369	<b>48.129</b>	57.191
6	1	4:04.984	2:10.190	51.812	1:02.982	12	1	2:22.674	35.084	48.950	58.640

### 3 Paul Jouffreau (FRA) (Ford Mustang)

Theoretische Bestzeit: 2:01.172

Lap	D	Time	S1	S2	S3	Lap	D	Time	S1	S2	S3
1	1	3:32.709	50.229	1:09.762	1:32.718	8	1	<b>2:01.519</b>	<b>29.094</b>	42.036	50.389
2	1	2:05.696	30.953	43.597	51.146	9	1	2:03.951	29.797	42.661	51.493
3	1	2:02.624	29.965	42.344	<b>50.315</b>	10	1	2:05.647	30.203	43.942	51.502
4	1	2:02.654	29.366	42.155	51.133	11	1	2:04.625	29.610	43.690	51.325
5	1	2:02.819	29.633	42.384	50.802	12	1	2:02.756	29.253	42.396	51.107
6	1	2:03.177	29.412	42.537	51.228	13	1	2:03.431	29.861	42.366	51.204
7	1	2:08.172	29.655	<b>41.763</b>	56.754	14	1	2:04.260	29.396	43.270	51.594

### 5 Vladimiros Tziortzis (CYP) (EuroNASCAR FJ)

Theoretische Bestzeit: 2:04.946

Lap	D	Time	S1	S2	S3	Lap	D	Time	S1	S2	S3
1	1	3:33.035	51.482	1:09.313	1:32.240	3	1	<b>2:04.946</b>	<b>30.638</b>	<b>42.811</b>	<b>51.497</b>
2	1	2:09.703	33.489	44.494	51.720						

### 7 Martin Doubek (CZE) (Ford Mustang)

Theoretische Bestzeit: 2:01.867

Lap	D	Time	S1	S2	S3	Lap	D	Time	S1	S2	S3
1	1	3:32.500	49.101	1:09.975	1:33.424	8	1	2:03.937	<b>29.503</b>	42.212	52.222
2	1	2:04.137	30.650	42.282	51.205	9	1	2:02.484	29.564	41.715	51.205
3	1	<b>2:02.244</b>	29.736	41.755	<b>50.753</b>	10	1	2:04.846	30.049	43.486	51.311
4	1	2:03.368	29.910	42.305	51.153	11	1	2:04.344	29.835	42.649	51.860
5	1	2:03.188	29.752	<b>41.611</b>	51.825	12	1	2:04.110	29.842	42.320	51.948
6	1	2:03.343	29.893	42.513	50.937	13	1	2:04.124	29.969	42.472	51.683
7	1	2:04.380	29.952	41.931	52.497	14	1	2:07.891	30.405	44.551	52.935

### 8 Paolo Valeri (ITA) (Chevrolet Camaro)

Theoretische Bestzeit: 2:08.817

Lap	D	Time	S1	S2	S3	Lap	D	Time	S1	S2	S3
1	1	3:45.369	1:15.134	1:06.269	1:23.966	8	1	2:11.980	32.226	45.745	54.009
2	1	2:18.824	36.948	47.245	54.631	9	1	2:10.542	<b>31.592</b>	44.676	54.274
3	1	2:14.378	34.795	46.361	<b>53.222</b>	10	1	2:12.493	31.829	45.368	55.296
4	1	2:12.379	31.652	45.631	55.096	11	1	2:13.499	33.705	45.664	54.130
5	1	2:11.028	31.930	<b>44.003</b>	55.095	12	1	2:14.242	33.217	45.774	55.251
6	1	2:12.260	31.797	45.660	54.803	13	1	2:16.603	32.564	45.855	58.184
7	1	<b>2:10.395</b>	32.023	44.353	54.019						

### 9 Valerio Marzi (ITA) (Chevrolet Camaro)

Theoretische Bestzeit: 2:10.358

Lap	D	Time	S1	S2	S3	Lap	D	Time	S1	S2	S3
1	1	3:38.912	1:07.696	1:06.059	1:25.157	8	1	2:12.112	31.964	45.601	54.547
2	1	2:19.501	36.870	46.755	55.876	9	1	<b>2:11.071</b>	<b>31.402</b>	45.134	54.535
3	1	2:13.139	33.032	45.422	54.685	10	1	2:13.011	31.801	45.763	55.447
4	1	2:13.835	33.670	45.764	54.401	11	1	2:13.344	32.607	45.958	54.779
5	1	2:13.657	31.455	46.619	55.583	12	1	2:14.866	32.269	45.954	56.643
6	1	2:12.240	32.515	45.458	54.267	13	1	2:16.351	32.111	46.253	57.987
7	1	2:11.286	32.330	<b>44.910</b>	<b>54.046</b>						




# CZECH TRUCK PRIX 2023

Autodrom Most, length 4212 m

25. - 27. August 2023

Nascar Whelen Euro Series 2



## Lap Analysis race 2, 27.08.2023

-Reg.No.: 004ZAO230814

### 14 Arianna Casoli (ITA) (Ford Mustang)

Theoretische Bestzeit: 2:16.043

Lap	D	Time	S1	S2	S3	Lap	D	Time	S1	S2	S3
1	1	3:43.284	1:12.899	1:06.401	1:23.984	8	1	2:19.183	32.964	48.010	58.209
2	1	2:20.148	34.889	49.041	<b>56.218</b>	9	1	2:25.444	36.181	49.791	59.472
3	1	2:19.806	33.956	48.957	56.893	10	1	2:25.025	35.349	50.797	58.879
4	1	2:19.011	33.391	47.848	57.772	11	1	2:23.681	33.663	49.911	1:00.107
5	1	2:19.977	<b>32.650</b>	47.919	59.408	12	1	2:25.254	34.257	51.021	59.976
6	1	2:20.332	33.916	48.341	58.075	13	1	2:24.656	34.544	50.004	1:00.108
7	1	<b>2:17.928</b>	33.706	<b>47.175</b>	57.047						

### 18 Claudio Remigio Cappelli (ITA) (Ford Mustang)

Theoretische Bestzeit: 2:01.664

Lap	D	Time	S1	S2	S3	Lap	D	Time	S1	S2	S3
1	1	3:36.402	1:02.552	1:08.660	1:25.190	8	1	2:02.622	29.512	42.356	50.754
2	1	2:08.666	33.109	43.305	52.252	9	1	2:03.213	29.607	42.243	51.363
3	1	2:04.153	30.833	42.343	50.977	10	1	2:02.728	29.708	42.557	50.463
4	1	<b>2:02.119</b>	29.711	<b>42.042</b>	<b>50.366</b>	11	1	2:13.840	<b>29.256</b>	53.497	51.087
5	1	2:02.883	29.593	42.696	50.594	12	1	2:04.292	29.597	43.103	51.592
6	1	2:02.507	29.495	42.166	50.846	13	1	2:03.376	30.135	42.404	50.837
7	1	2:05.880	29.687	43.042	53.151	14	1	2:08.181	30.040	42.669	55.472

### 27 Patrick Schober (AUT) (Ford Mustang)

Theoretische Bestzeit:

Lap	D	Time	S1	S2	S3	Lap	D	Time	S1	S2	S3
1	1	3:33.792				3	1	<b>2:11.621</b>			
2	1	2:13.226				4	1	2:31.314			

### 34 Thomas Toffel (CHE) (Chevrolet Camaro)

Theoretische Bestzeit: 2:03.058

Lap	D	Time	S1	S2	S3	Lap	D	Time	S1	S2	S3
1	1	3:34.453	56.793	1:09.153	1:28.507	8	1	2:04.198	29.842	43.087	51.269
2	1	2:09.709	33.694	44.070	51.945	9	1	2:06.629	31.073	43.197	52.359
3	1	2:08.138	32.882	43.710	51.546	10	1	2:05.720	29.835	43.444	52.441
4	1	2:03.930	29.891	<b>42.499</b>	51.540	11	1	2:05.119	29.781	43.496	51.842
5	1	<b>2:03.828</b>	30.060	42.791	<b>50.977</b>	12	1	2:05.328	29.945	43.568	51.815
6	1	2:04.065	29.692	43.087	51.286	13	1	2:07.634	<b>29.582</b>	43.687	54.365
7	1	2:04.263	30.188	42.949	51.126	14	1	2:08.437	30.387	44.396	53.654

### 40 Matthias Hauer (GER) (Ford Mustang)

Theoretische Bestzeit:

Lap	D	Time	S1	S2	S3	Lap	D	Time	S1	S2	S3
1	1	3:42.948	1:11.448	<b>1:06.601</b>	<b>1:24.891</b>						

### 46 Nick Schneider (BRA) (Chevrolet Camaro)

Theoretische Bestzeit:

Lap	D	Time	S1	S2	S3	Lap	D	Time	S1	S2	S3
1	1	3:35.876	1:01.093	<b>1:08.871</b>	<b>1:25.911</b>						

### 48 Jack Davidson (GBR) (Chevrolet Camaro)

Theoretische Bestzeit: 2:02.423


Lap	D	Time	S1	S2	S3	Lap	D	Time	S1	S2	S3
1	1	3:34.144	55.596	1:09.239	1:29.309	8	1	2:05.029	30.959	42.331	51.739
2	1	2:09.221	33.393	43.968	51.860	9	1	2:06.007	30.487	43.395	52.125
3	1	2:05.328	31.304	42.726	51.298	10	1	2:05.802	30.293	43.215	52.294
4	1	2:05.509	31.415	42.851	51.243	11	1	2:05.713	30.673	43.298	51.742
5	1	2:03.342	<b>29.611</b>	42.464	51.267	12	1	2:05.641	30.069	42.349	53.223
6	1	<b>2:02.615</b>	29.803	<b>41.923</b>	<b>50.889</b>	13	1	2:05.254	30.481	42.642	52.131
7	1	2:04.607	29.933	42.421	52.253	14	1	2:06.407	29.946	42.781	53.680

# CZECH TRUCK PRIX 2023

Autodrom Most, length 4212 m

25. - 27. August 2023

Nascar Whelen Euro Series 2



## Lap Analysis race 2, 27.08.2023

-Reg.No.: 004ZAO230814

### 50 Gil Linster (LUX) (Toyota Camry)

Theoretische Bestzeit: 2:01.728

Lap	D	Time	S1	S2	S3	Lap	D	Time	S1	S2	S3
1	1	3:33.497	53.333	1:09.219	1:30.945	8	1	2:02.740	29.839	<b>41.982</b>	50.919
2	1	2:06.108	32.181	42.913	51.014	9	1	2:03.392	29.888	42.422	51.082
3	1	2:03.315	30.105	42.852	50.358	10	1	2:05.989	31.353	43.689	50.947
4	1	2:03.530	<b>29.537</b>	43.784	<b>50.209</b>	11	1	2:07.123	30.008	44.359	52.756
5	1	<b>2:02.410</b>	29.589	42.216	50.605	12	1	2:08.512	32.055	43.317	53.140
6	1	2:02.594	29.603	42.158	50.833	13	1	2:05.865	30.795	43.421	51.649
7	1	2:04.176	29.866	43.055	51.255	14	1	2:06.883	31.039	43.283	52.561

### 54 Alberto Naska (ITA) (Chevrolet Camaro)

Theoretische Bestzeit: 2:00.768

Lap	D	Time	S1	S2	S3	Lap	D	Time	S1	S2	S3
1	1	3:33.348	52.401	1:09.323	1:31.624	8	1	2:02.235	29.593	41.855	50.787
2	1	2:04.574	31.522	42.573	50.479	9	1	2:03.305	29.701	42.317	51.287
3	1	2:01.439	29.406	41.666	50.367	10	1	2:03.825	<b>29.312</b>	43.257	51.256
4	1	2:03.297	29.993	42.471	50.833	11	1	2:04.927	29.801	43.136	51.990
5	1	2:02.063	29.755	41.892	50.416	12	1	2:05.481	29.831	42.804	52.846
6	1	2:01.444	29.618	41.857	49.969	13	1	2:06.378	29.694	43.165	53.519
7	1	<b>2:01.074</b>	29.618	<b>41.574</b>	<b>49.882</b>	14	1	2:08.209	31.050	43.639	53.520

### 56 Sven Van Laere (BEL) (Chevrolet Camaro)

Theoretische Bestzeit: 2:10.354

Lap	D	Time	S1	S2	S3	Lap	D	Time	S1	S2	S3
1	1	3:40.730	1:10.319	1:06.289	1:24.122	8	1	2:11.723	31.840	45.649	54.234
2	1	2:19.988	36.570	48.502	54.916	9	1	2:12.661	32.466	46.436	<b>53.759</b>
3	1	2:15.626	34.503	46.505	54.618	10	1	<b>2:11.254</b>	<b>31.577</b>	45.526	54.151
4	1	2:14.467	32.351	46.229	55.887	11	1	2:12.763	31.802	45.659	55.302
5	1	2:13.958	33.405	45.091	55.462	12	1	2:14.110	32.368	46.144	55.598
6	1	2:11.641	32.152	<b>45.018</b>	54.471	13	1	2:20.120	33.561	49.698	56.861
7	1	2:11.897	32.403	45.099	54.395						

### 64 Eric Quintal (FRA) (Ford Mustang)

Theoretische Bestzeit: 2:20.697

Lap	D	Time	S1	S2	S3	Lap	D	Time	S1	S2	S3
1	1	4:11.515	1:18.720	1:06.328		4	1	5:27.685	3:39.716	50.395	<b>57.574</b>
2	1	4:56.151	3:05.080	51.986	59.085	5	1	<b>2:24.288</b>	37.770	<b>48.310</b>	58.208
3	1	2:54.022	35.881	52.118		6	1	2:47.162	<b>34.813</b>	50.428	

### 65 Riccardo Romagnoli (ITA) (Chevrolet Camaro)

Theoretische Bestzeit: 2:05.794

Lap	D	Time	S1	S2	S3	Lap	D	Time	S1	S2	S3
1	1	3:45.761	1:16.860	1:05.830	1:23.071	8	1	2:13.902	<b>30.315</b>	50.954	52.633
2	1	2:18.516	36.778	48.287	53.451	9	1	2:07.800	30.782	43.570	53.448
3	1	2:12.680	33.383	45.477	53.820	10	1	2:11.516	31.262	46.883	53.371
4	1	2:12.404	32.311	45.899	54.194	11	1	2:10.802	31.641	45.243	53.918
5	1	2:11.075	31.565	45.033	54.477	12	1	2:11.637	31.386	46.021	54.230
6	1	2:11.003	32.411	45.539	53.053	13	1	2:09.461	31.237	44.253	53.971
7	1	<b>2:06.283</b>	30.804	<b>43.271</b>	<b>52.208</b>	14	1	2:11.308	31.567	45.252	54.489

### 66 Thomas Dombrowski (FRA) (Chevrolet Camaro)

Theoretische Bestzeit: 2:05.744

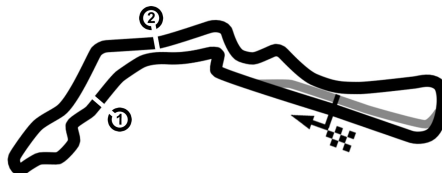
Lap	D	Time	S1	S2	S3	Lap	D	Time	S1	S2	S3
1	1	3:35.342	1:00.178	1:08.872	1:26.292	8	1	2:08.001	31.173	43.801	53.027
2	1	3:16.547	40.570	1:05.908		9	1	2:11.127	32.355	44.636	54.136
3	1	3:57.870	2:17.279	47.976	52.615	10	1	2:12.658	32.499	46.042	54.117
4	1	2:07.920	30.442	43.480	53.998	11	1	2:13.207	32.311	46.569	54.327
5	1	<b>2:06.808</b>	30.880	<b>43.007</b>	52.921	12	1	2:07.706	30.632	44.111	52.963
6	1	2:07.029	30.758	43.975	<b>52.296</b>	13	1	2:07.863	<b>30.441</b>	43.834	53.588
7	1	2:09.081	30.924	44.968	53.189						

# CZECH TRUCK PRIX 2023

Autodrom Most, length 4212 m

25. - 27. August 2023

Nascar Whelen Euro Series 2



## Lap Analysis race 2, 27.08.2023

-Reg.No.: 004ZAO230814

### 69 Melvin De Groot (NLD) (Ford Mustang)

Theoretische Bestzeit: 2:06.151

Lap	D	Time	S1	S2	S3	Lap	D	Time	S1	S2	S3
1	1	3:35.110	59.270	1:09.066	1:26.774	8	1	2:07.718	30.892	<b>43.856</b>	52.970
2	1	2:14.749	37.121	45.304	52.324	9	1	2:09.249	31.300	44.555	53.394
3	1	2:09.341	31.672	44.401	53.268	10	1	2:09.784	30.792	44.785	54.207
4	1	2:09.369	32.037	44.751	52.581	11	1	2:09.784	31.227	45.342	53.215
5	1	2:08.255	31.275	44.634	52.346	12	1	2:10.716	32.252	44.141	54.323
6	1	2:07.206	30.472	44.054	52.680	13	1	2:11.461	31.744	46.515	53.202
7	1	<b>2:06.271</b>	<b>30.365</b>	43.976	<b>51.930</b>	14	1	2:09.636	31.290	44.659	53.687

### 72 Michael Bleekemolen (NLD) (Chevrolet Camaro)

Theoretische Bestzeit: 2:10.370

Lap	D	Time	S1	S2	S3	Lap	D	Time	S1	S2	S3
1	1	3:38.425	1:05.012	1:07.474	1:25.939	8	1	2:10.826	31.834	<b>44.881</b>	<b>54.111</b>
2	1	2:20.201	36.783	46.799	56.619	9	1	2:11.452	31.930	45.050	54.472
3	1	2:15.461	34.202	46.188	55.071	10	1	2:12.226	31.871	45.083	55.272
4	1	2:12.692	32.625	45.817	54.250	11	1	2:11.301	31.450	45.323	54.528
5	1	2:12.936	31.456	45.588	55.892	12	1	2:12.661	32.405	45.390	54.866
6	1	2:13.915	32.653	46.760	54.502	13	1	2:11.758	31.436	45.787	54.535
7	1	<b>2:10.723</b>	<b>31.378</b>	45.031	54.314	14	1	2:15.652	34.143	46.186	55.323

### 88 Roberto Benedetti (ITA) (Chevrolet Camaro)

Theoretische Bestzeit: 2:03.330

Lap	D	Time	S1	S2	S3	Lap	D	Time	S1	S2	S3
1	1	3:34.809	57.882	1:09.402	1:27.525	8	1	2:05.597	30.748	43.154	51.695
2	1	2:12.571	36.476	44.227	51.868	9	1	2:06.253	30.916	42.761	52.576
3	1	2:05.415	31.529	43.040	<b>50.846</b>	10	1	2:06.428	30.972	43.656	51.800
4	1	2:06.989	31.077	43.802	52.110	11	1	2:08.098	31.367	44.701	52.030
5	1	2:04.675	31.029	<b>42.322</b>	51.324	12	1	2:07.269	30.631	43.515	53.123
6	1	2:04.985	30.395	42.978	51.612	13	1	2:07.690	31.094	43.638	52.958
7	1	<b>2:04.305</b>	<b>30.162</b>	43.142	51.001	14	1	2:11.442	30.600	47.689	53.153

### 99 Alina Loibnegger (AUT) (Chevrolet Camaro)

Theoretische Bestzeit: 2:09.972

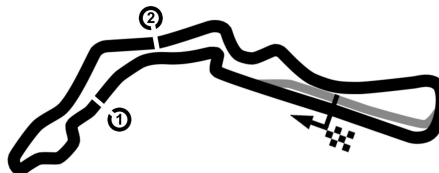
Lap	D	Time	S1	S2	S3	Lap	D	Time	S1	S2	S3
1	1	3:39.430	1:09.222	1:06.034	1:24.174	8	1	2:12.503	32.010	46.153	54.340
2	1	2:20.523	36.814	48.429	55.280	9	1	2:15.324	32.120	45.261	57.943
3	1	2:14.921	33.606	47.034	54.281	10	1	2:17.647	32.286	50.051	55.310
4	1	2:13.672	32.499	46.752	54.421	11	1	2:16.323	31.912	45.991	58.420
5	1	2:39.534	31.713	45.488	1:22.333	12	1	2:15.613	32.893	46.779	55.941
6	1	2:14.513	<b>31.477</b>	46.092	56.944	13	1	2:15.603	32.402	46.874	56.327
7	1	<b>2:10.690</b>	32.195	<b>44.963</b>	<b>53.532</b>						

# CZECH TRUCK PRIX 2023

Autodrom Most, length 4212 m

25. - 27. August 2023

Nascar Whelen Euro Series 2



## Best Sector Times race 2

-Reg.No.: 004ZAO230814

Pos.	sector 1			sector 2			sector 3			theoretical and best lap time				
	No	Driver	Time	No	Driver	Time	No	Driver	Time	No	Driver	theoretical	Best	Pos
1	3	Jouffreau P.	29.094	54	Naska A.	41.574	54	Naska A.	49.882	54	Naska A.	2:00.768	2:01.074	
2	18	Cappelli C.	29.256	7	Doubek M.	41.611	50	Linster G.	50.209	3	Jouffreau P.	2:01.172	2:01.519	
3	54	Naska A.	29.312	3	Jouffreau P.	41.763	3	Jouffreau P.	50.315	18	Cappelli C.	2:01.664	2:02.119	
4	7	Doubek M.	29.503	48	Davidson J.	41.923	18	Cappelli C.	50.366	50	Linster G.	2:01.728	2:02.410	
5	50	Linster G.	29.537	50	Linster G.	41.982	7	Doubek M.	50.753	7	Doubek M.	2:01.867	2:02.244	
6	34	Toffel T.	29.582	18	Cappelli C.	42.042	88	Benedetti R.	50.846	48	Davidson J.	2:02.423	2:02.615	
7	48	Davidson J.	29.611	88	Benedetti R.	42.322	48	Davidson J.	50.889	34	Toffel T.	2:03.058	2:03.828	
8	88	Benedetti R.	30.162	34	Toffel T.	42.499	34	Toffel T.	50.977	88	Benedetti R.	2:03.330	2:04.305	
9	65	Romagnoli R.	30.315	5	Tziortzis V.	42.811	5	Tziortzis V.	51.497	5	Tziortzis V.	2:04.946	2:04.946	
10	69	De Groot M.	30.365	66	Dombrowski T.	43.007	69	De Groot M.	51.930	66	Dombrowski T.	2:05.744	2:06.808	
11	66	Dombrowski T.	30.441	65	Romagnoli R.	43.271	65	Romagnoli R.	52.208	65	Romagnoli R.	2:05.794	2:06.283	
12	5	Tziortzis V.	30.638	69	De Groot M.	43.856	66	Dombrowski T.	52.296	69	De Groot M.	2:06.151	2:06.271	
13	72	Bleekemolen M.	31.378	8	Valeri P.	44.003	8	Valeri P.	53.222	8	Valeri P.	2:08.817	2:10.395	
14	9	Marzi V.	31.402	72	Bleekemolen M.	44.881	99	Loibnegger A.	53.532	99	Loibnegger A.	2:09.972	2:10.690	
15	99	Loibnegger A.	31.477	9	Marzi V.	44.910	56	Van Laere S.	53.759	56	Van Laere S.	2:10.354	2:11.254	
16	56	Van Laere S.	31.577	99	Loibnegger A.	44.963	9	Marzi V.	54.046	9	Marzi V.	2:10.358	2:11.071	
17	8	Valeri P.	31.592	56	Van Laere S.	45.018	72	Bleekemolen M.	54.111	72	Bleekemolen M.	2:10.370	2:10.723	
18	14	Casoli A.	32.650	14	Casoli A.	47.175	14	Casoli A.	56.218	14	Casoli A.	2:16.043	2:17.928	
19	64	Quintal E.	34.813	1	Mogorovic S.	48.129	1	Mogorovic S.	56.569	1	Mogorovic S.	2:19.734	2:20.235	
20	1	Mogorovic S.	35.036	64	Quintal E.	48.310	64	Quintal E.	57.574	64	Quintal E.	2:20.697	2:24.288	
21	40	Hauer M.	00.000	40	Hauer M.	1:06.607	40	Hauer M.	1:24.893	40	Hauer M.	00.000	00.000	
22	46	Schneider N.	00.000	46	Schneider N.	1:08.871	46	Schneider N.	1:25.912	27	Schober P.	00.000	2:11.621	
23	27	Schober P.	00.000	27	Schober P.	00.000	27	Schober P.	00.000	46	Schneider N.	00.000	00.000	

